

Accountability Report

Issued 2016–17

Brookwood High School

William Bo Ford Jr., *Principal*

Ed Shaddix, *Assistant Superintendent*



Local school improvement connected to district's strategic direction

Gwinnett County Public Schools' accountability system for improving schools is called the Results-Based Evaluation System (RBES). RBES fairly and systematically measures a school's progress, providing a process that clearly communicates expectations; reviews, monitors, and supports school performance; and evaluates that performance. This report reflects achievement data and state data reporting from the 2015–16 school year, as well as consolidated information on the school's effectiveness, based on multiple measures and student characteristics. Based on the data you will find in this report, school administrators,

teachers, and parent advisory groups developed this year's Local School Plans for Improvement (LSPI) which outline our improvement goals and guide the work we will do throughout the 2016–17 school year to support student learning. These improvement plans are connected to the school district's strategic direction and our core business of teaching and learning. Find our school's LSPI on the website. The Brookwood council and school leaders collaborated on the highlights in this accountability report, which also serves as the school's annual report. **Please review this report to learn more about our improvement efforts and progress.**

CONTENTS

About School Improvement and the School Effect

2015–16 Results

2015–16 State Reporting

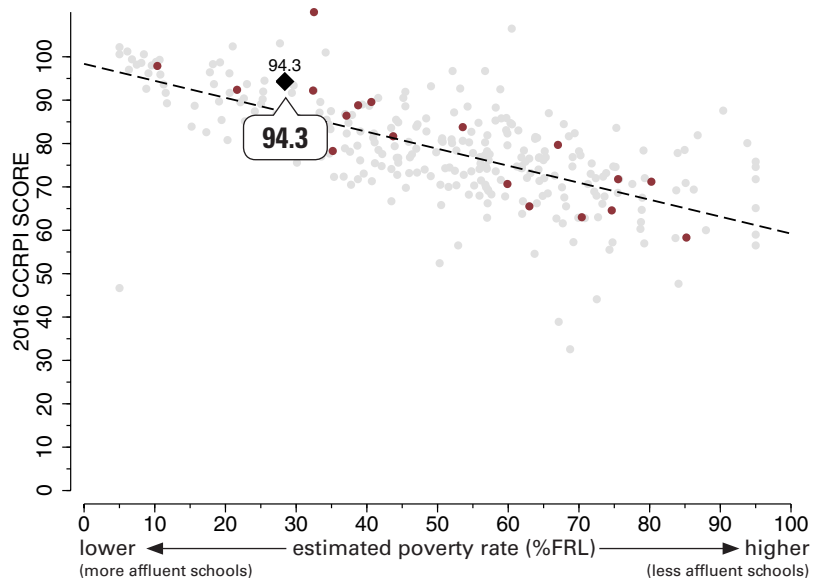
2015–16 Highlights



The School Effect: Putting Brookwood High School's CCRPI score in context

The “school effect”—the impact of what happens in the classroom—acknowledges the work of our faculty and staff in meeting our students where they are academically, and helping them to make progress, no matter where they start. Schools all strive to add value to a student's education from year-to-year, causing students to make academic gains. One way to measure effectiveness in educating *all* students is to review a school's score on Georgia's College and Career Ready Performance Index (CCRPI), adjusting for the level of economic diversity at the school, to see the school effect on students' academic growth.

This graphic representation plots CCRPI scores for high schools in the state (gray dots) against the percentage of the student population receiving free-and-reduced-lunch (FRL Percentage), a measure of poverty. The plotted points form a trend line representing the typical achievement level of a school in Georgia with its level of student poverty. The graph shows how Brookwood (represented by a large black diamond) and all GCPS high schools (maroon dots) fare when considering expected performance based on poverty measures. Dots above the line are higher-than-expected scores and dots below the line reflect lower-than-expected scores. *Note: Georgia schools that serve breakfast and lunch to all students at no cost are not included in this comparison.*

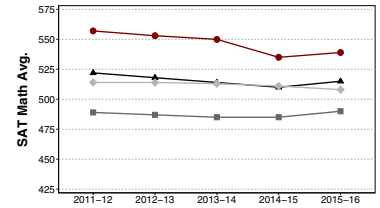
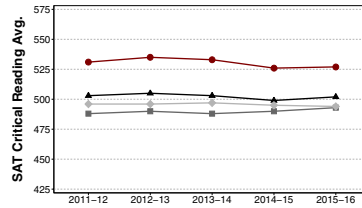



2015–16 Results: College-Admissions Tests

The SAT and ACT both assess college-readiness in language arts/reading and mathematics, with a science section on the ACT. The SAT includes a required essay, while the essay is optional on the ACT.

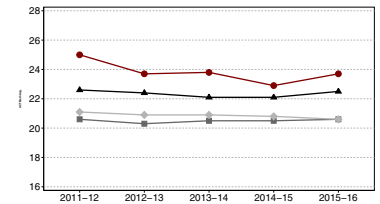
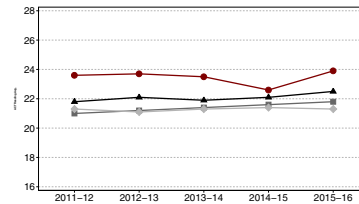
2015–16 SAT Averages

	Critical Reading	Math	Writing	Total
Brookwood	527	539	506	1572
GCPS	502	515	486	1503
Georgia	493	490	476	1459
National	494	508	482	1484



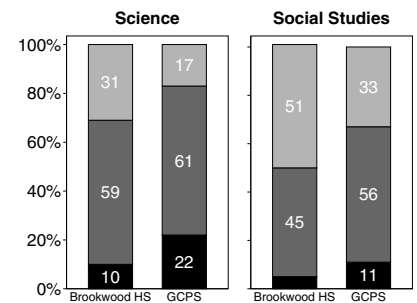
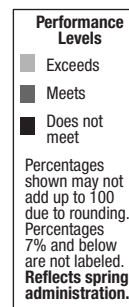
2015–16 ACT Averages

	English	Math	Reading	Science	Total	Writing
Brookwood	23.0	23.7	23.9	23.2	23.6	24.2
GCPS	21.6	22.5	22.5	22.2	22.3	23.5
Georgia	20.7	20.6	21.8	21.0	21.1	22.6
National	20.1	20.6	21.3	20.8	20.8	18.6



2015–16 Results: High School Gateway Assessment

Gwinnett students must pass the school system's High School Gateway Assessment as a requirement for earning a regular diploma. Typically given in the 10th grade, the Gateway measures students' ability to write effectively about 9th and 10th grade science and 10th grade social studies AKS. Students write an essay on each topic, using their own knowledge and document-based information. Students regularly write essays and take assessments in class that mirror the Gateway format. This experience helps develop proficiency in content knowledge and writing skills required for college, career, and citizenship. To assist students, GCPS offers additional resources, tutorials, and practice opportunities. While most students are successful on their first try, those who are not have additional opportunities to take and pass the test.



2015–16 Results: Advanced Placement (AP) Exams

Advanced Placement (AP) courses are challenging, college-level classes taught by specially trained high school teachers. Students have the option of taking an AP exam at the end of the school year. Many colleges award credit for passing the exams or allow a student to exempt certain courses. The table below shows the percentage of students who took an AP class at Brookwood High, compared to the county average. The chart also shows the percentage of optional, course-specific AP exams taken, as well as the percentage of test-takers who scored 3 or better on a 5-point scale on one or more AP exams. In 2015–16, 13.1% of courses taken at Brookwood were AP courses, compared to 10.4% at all GCPS high schools.

AP Percentages	2013–14		2014–15		2015–16	
	Brookwood HS	GCPS	Brookwood HS	GCPS	Brookwood HS	GCPS
% Students Who Took an AP Course	37.9	33.7	36.6	32.4	38.3	33.3
% AP Exams Taken	91.4	84.1	91.4	87.4	90.1	85.4
% Test-Takers Who Scored 3+	77.2	60.4	78.3	60.3	79.4	61.5

2015–16 Graduation Rate Information

The Graduation Rate is calculated using the number of students who begin 9th grade together who graduate within four years with a regular education diploma. Students who take longer than four years to complete high school are not considered on-time graduates for the purpose of graduation rates, but they are not considered dropouts either. Many more students in the cohort will go on to graduate with a full diploma in their 5th year. Data shows that large numbers of students moving in during high school who are behind can have a negative impact on a school's graduation rate, just as having students move who can't be accounted for affects the rate. A number of GCPS initiatives— Credit Recovery, Online Campus courses, 7th period classes at Phoenix High, and summer school— offer students more opportunities to get and stay on pace for on-time graduation. GCPS is working to ensure that all students graduate, even if some students need more time to do so, and that all students are college- and career-ready.

Graduation Rate (2013 to 2016)

	2013	2014	2015	2016
Brookwood HS	90%	91%	93%	93%
GCPS	73%	75%	78%	80%
Georgia	72%	73%	79%	79%

2015–16 Senior Report

	Students Completing HS†	Number Who Enrolled in College or Postsecondary School (Fall 2016)*	Number of Honor Graduates†	Seniors with Dual Enrollment†
Brookwood High	792	651	253	105
GPCS	10,993	7380	2999	833

*Based on the National Student Clearinghouse enrollment records

†Reflects system-reported data as of August 2016

2015–16 State Results: End of Course assessments (EOC)

The comprehensive Georgia Milestones Assessment System measures how well students have learned the knowledge and skills outlined in the state content standards for English language arts, mathematics, science, and social studies. High school students took an End-of-Course (EOC) assessment for courses designated by the State Board of Education. The higher bar for student proficiency set by Milestones is aimed at better preparing students for college and career and providing a more realistic picture of academic progress. As with any new assessment, we anticipate that scores will initially be lower than they will be in future years as students and teachers become accustomed to the new test.

Percentage of Milestones tests scored Proficient/Distinguished

Assessment	Brookwood HS	GPCS	Georgia
9th Grade Lit. & Comp.	62.7	50.2	40.1
11th Grade Lit. & Comp.	64.4	51.7	41.2
Algebra	49.4	43.9	35.8
Analytic Geometry	75.0	50.3	36.7
Biology	68.5	51.3	42.4
U.S. History	70.1	51.9	43.7
Economics	78.1	49.1	45.0

Note. Results reflect a weighted average of winter and spring scores.

2015–16 State Reporting: Georgia’s College and Career Ready Performance Index (CCRPI)

College and Career Ready Performance Index (CCRPI) is Georgia’s state-wide accountability system. CCRPI assesses how well students are prepared for college and careers and ensures that schools are focused on improving achievement among all students.

The index measures progress on accountability indicators such as content mastery, student attendance, and preparation for the next school level or college work. Schools earn CCRPI points based on indicators that vary by grade and school level and align with measures of college- and career-readiness. Schools may earn up to a set number of points in three main categories (achievement, progress, and achievement gap), for a total of 100 possible points, with an additional 10 possible challenge points.

At the high school level, schools earn CCRPI achievement points tied to a number of factors, including the percentages of students meeting or exceeding standards on state assessments, the percentage of students reading at grade level, the percentage of students missing six or fewer days during the school year, the percentage of graduates completing a career pathway, the percentage of college-ready graduates, the percentage of graduates earning college credits, the percentage of students scoring in the Proficient Learner or Distinguished Learner achievement levels on the Georgia Milestones assessments, and the four- and five-year graduation rates.

Progress points are tied to the level of academic progress students make from year to year, while achievement gap points are earned as schools work to close the gaps between student subgroups. Challenge points reflect a school’s participation levels and achievement results for students with economic disadvantages (ED), English learners (EL), and students with disabilities (SWD). Points also may be earned for advanced academic work of a school’s graduates, such as the percentage of seniors earning physics credit, earning three or more credits in the same world language, or completing work-based learning or a capstone project. In addition, schools in which teachers use data for planning individualized instruction and those with STEM certification may earn extra points as well. Innovative practices with demonstrated achievement gains and interventions that result in a positive school climate also may earn challenge points.

The School Climate rating, which awards stars on a five-star scale, takes into account discipline data, attendance, and perceptions of the quality and character of the school and its learning environment. The School Climate Ratings for 2015–16 were not published at the time CCRPI results were released (fall of 2016). Once available, parents can find this rating here: <http://www.gadoe.org/CCRPI/Pages/default.aspx>

Brookwood HS CCRPI Total Score	94.3
Achievement Points	44.2
Progress Points	37.2
Achievement Gap Points	8.3
Challenge Points	4.6
ED/EL/SWD Performance– 3.6	
Exceeding the Bar– 1.0	
<i>CCRPI Total Score is the sum of points in shaded cells.</i>	
School Climate Rating	NA
<i>The 2015–16 School Climate Rating was not available at the time CCRPI was released. Once available, this rating can be found on the GaDOE website in the CCRPI section. Starting in 2017, the state also will release Financial Efficiency Rating for each school.</i>	

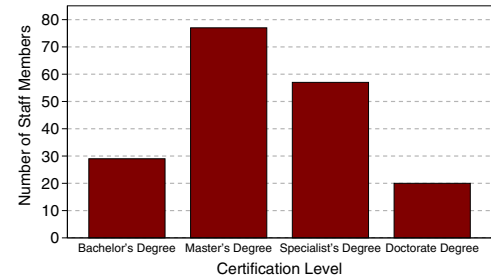
Brookwood High School

Other 2015–16 Highlights...

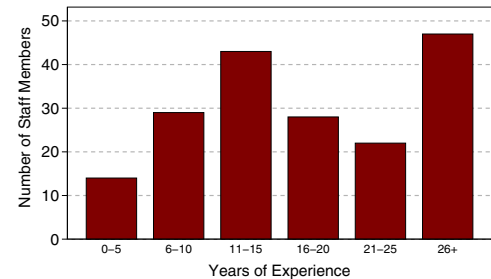
- The Class of 2016 consisted of 810 graduates including 276 Honor Graduates and three National Merit Scholars. Awards included two President’s Volunteer Service Awards and one Belli Scholarship. Awarded scholarships beyond HOPE totaled more than \$15 million.
- The Brookwood Science Olympiad team earned its sixth consecutive state championship and eighth region championship since 2008.
- National Honor Society had 56 members.
- On the National Latin Exam, 150 students earned awards, including 32 gold medals.
- Our FBLA Club was named Overall Georgia Chapter of the Year and was the 10th largest chapter internationally. Our DECA Club members earned six awards at the state level.
- Brookwood won two varsity state titles (Science Olympiad, Boys Swimming) and nine region championships (Boys and Girls Cross Country, Volleyball, Baseball, Girls Golf, Boys Soccer, Girls Tennis, and Boys and Girls Track and Field).
- All five orchestras earned Superior ratings at the Georgia Music Educators Large Group Performance Evaluation.
- Seventeen Chorus students were selected for District Honor Chorus and six were named to All-State Chorus.
- Brookwood was named a gold-level Georgia Thespian Honor Troupe, with 27 students inducted into the International Thespian Society.
- Marching Band was invited to participate in London’s New Year’s Day Parade 2017. Twenty students were selected for District Honor Band, and 10 for All-State Band. Five Jazz Band musicians were selected for All-State Jazz auditions.
- In Scholastic Art & Writing Awards, 24 students earned 36 Regional Gold Keys (27 in visual arts, nine for poetry) and three won National Silver Medals.
- Faculty awards included Association for Career and Technical Education National Teacher of the Year; Georgia Science Teachers’ Association Teacher of the Year; National Laureat Professeur for our French Teacher; GCPS Media Specialist of the Year; Gwinnett Coach of the Year in Boys and Girls Swimming, Girls Track and Field, Boys Soccer, and Boys Lacrosse; and Georgia Dugout Club Softball Coach of the Year.
- Students and staff raised \$162,575 for charity, and launched a “March to One Million” campaign to raise \$1 million by 2025.

2015–16 Staff Data

Staff Certification Level



Experience in Education



Student Data (2013–14 to 2015–16)

	School Year		
	13-14	14-15	15-16
Enrollment	3376	3423	3476
+American Indian/Alaskan Native*	0%	0%	0%
+Asian*	15%	15%	16%
+Black/African American*	24%	25%	25%
+Hispanic or Latino, <i>any race</i>	12%	13%	13%
+Multiracial, <i>two or more races</i> *	4%	4%	4%
+Native Hawaiian/Pacific Islander*	0%	0%	0%
+White*	45%	42%	41%
Special Education	10%	10%	10%
ESOL	2%	2%	2%
Free/Reduced Lunch	30%	28%	28%
Average Attendance	97%	97%	97%

*Not Hispanic or Latino

School Safety Perceptions

Based on responses from those with an opinion who responded to the 2015–16 RBES Perception Survey...

- 90.3% of students agreed or strongly agreed that they felt safe at Brookwood High.
- 96.6% of parents agreed or strongly agreed that their child’s school was safe.

The mission of Gwinnett County Public Schools is to pursue excellence in academic knowledge, skills, and behavior for each student, resulting in measured improvement against local, national, and world-class standards.

Brookwood High School
 1255 Dogwood Road • Snellville, GA 30078
 (770) 972-7642 • www.brookwoodhighschool.net
 William Bo Ford Jr., Principal

Gwinnett County Public Schools
 437 Old Peachtree Rd., NW • Suwanee, GA 30024-2978
www.gwinnett.k12.ga.us

2016 Gwinnett County Board of Education
 Dr. Robert McClure, 2016 Chairman;
 Louise Radloff, 2016 Vice Chairman;
 Carole C. Boyce; Dr. Mary Kay Murphy; and Daniel D. Seckinger
 J. Alvin Wilbanks, CEO/Superintendent