

## School Data Component - Elementary

<b>Name of School:</b>	<b>Alcova ES</b>
<b>Street Address:</b>	<b>770 Ewing Chapel Road</b>
<b>City, State Zip Code:</b>	<b>Dacula, GA 30019</b>
<b>GA DOE School Facility Code:</b>	<b>667-1005</b>
<b>Designated School Contact Person:</b>	
<b>Name</b>	<b>Todd Langley</b>
<b>Title</b>	<b>Principal</b>
<b>Telephone Number</b>	<b>678-376-8500</b>
<b>Fax Number</b>	<b>678-376-8502</b>
<b>Email Address</b>	<b>todd_langley@gwinnett.k12.ga.us</b>
<b>Grades Served By School:</b>	<b>K - 5</b>

## School Demographic Trend Data by Subgroup - Elementary

Alcova ES	School Year				
	2009-10	2010-11	2011-12	2012-13	2013-14
<b>Student Enrollment</b>	<b>1062</b>	<b>1062</b>	<b>1049</b>	<b>1012</b>	
<b>American Indian</b>	0.4%	0.3%	0.0%	0.0%	
<b>Asian /Pacific Islander</b>	3.0%	3.5%	2.0%	2.4%	
<b>Pacific Islander (reported beginning 2012-2013)</b>				0.1%	
<b>Black</b>	49.3%	49.0%	48.5%	48.4%	
<b>Hispanic</b>	24.6%	24.0%	25.7%	24.2%	
<b>Multi-Ethnic</b>	3.7%	4.1%	4.7%	4.1%	
<b>White</b>	19.0%	19.1%	19.1%	20.8%	
<b>ESOL: Percent Enrolled</b>	15.0%	13.0%	16.0%	21.0%	
<b>SPED: Percent Enrolled</b>	11.0%	13.0%	14.0%	15.0%	
<b>F/R Lunch: Percent Eligible</b>	59.0%	62.0%	59.0%	59.0%	
<b>Average Student Attendance</b>	<b>97.1%</b>	<b>97.2%</b>	<b>97.5%</b>	<b>96.6%</b>	



# College and Career Ready Performance Index (CCRPI)

Dr. John D. Barge *State School Superintendent*



Alcova ES - 1005	CCRPI Score	Sum of Achievement, Progress, Achievement Gap, and Challenge Points				
		Achievement Points	Progress Points	Achievement Gap Points	Challenge Points	
					ED/EL/SWD Performance Points	Exceeding the Bar Points
CCRPI 2012	87.9	50	18.9	11	7	1
					8	
CCRPI 2013	80.5	49.2	17.9	6	6.4	1
					7.4	

## School Data Component - Elementary

<b>Name of School:</b>	<b>Alford ES</b>
<b>Street Address:</b>	<b>2625 Lawrenceville Highway</b>
<b>City, State Zip Code:</b>	<b>Lawrenceville, GA 30044</b>
<b>GA DOE School Facility Code:</b>	<b>667-1105</b>
<b>Designated School Contact Person:</b>	
<b>Name</b>	<b>Dr. Shon Davis</b>
<b>Title</b>	<b>Principal</b>
<b>Telephone Number</b>	<b>678-924-5300</b>
<b>Fax Number</b>	<b>678-924-5305</b>
<b>Email Address</b>	<b>shon_davis@gwinnett.k12.ga.us</b>
<b>Grades Served By School:</b>	<b>K - 5</b>

## School Demographic Trend Data by Subgroup - Elementary

Alford ES	School Year				
	2009-10	2010-11	2011-12	2012-13	2013-14
<b>Student Enrollment</b>	<b>1072</b>	<b>1028</b>	<b>1085</b>	<b>966</b>	
<b>American Indian</b>	0.3%	0.8%	0.5%	0.2%	
<b>Asian /Pacific Islander</b>	12.4%	13.3%	12.3%	13.4%	
<b>Pacific Islander (reported beginning 2012-2013)</b>				0.1%	
<b>Black</b>	28.3%	27.6%	31.5%	30.8%	
<b>Hispanic</b>	44.1%	44.5%	42.4%	42.5%	
<b>Multi-Ethnic</b>	3.5%	2.7%	2.0%	2.3%	
<b>White</b>	11.5%	11.0%	11.3%	10.7%	
<b>ESOL: Percent Enrolled</b>	25.0%	25.0%	28.0%	39.0%	
<b>SPED: Percent Enrolled</b>	13.0%	16.0%	16.0%	13.0%	
<b>F/R Lunch: Percent Eligible</b>	75.0%	76.0%	77.0%	79.0%	
<b>Average Student Attendance</b>	<b>96.90%</b>	<b>96.90%</b>	<b>97.20%</b>	<b>96.60%</b>	



# College and Career Ready Performance Index (CCRPI)

Dr. John D. Barge State School Superintendent



Alford ES - 1105	CCRPI Score	Sum of Achievement, Progress, Achievement Gap, and Challenge Points				
		Achievement Points	Progress Points	Achievement Gap Points	Challenge Points	
					ED/EL/SWD Performance Points	Exceeding the Bar Points
CCRPI 2012	86.0	50.2	18.8	8.0	8.5	.5
					9.0	
CCRPI 2013	82.4	48.7	17.5	7.0	8.7	0.5
					9.2	

## School Data Component - Elementary

<b>Name of School:</b>	<b>Anderson-Livsey ES</b>
<b>Street Address:</b>	<b>4521 Centerville Highway</b>
<b>City, State Zip Code:</b>	<b>Snellville, GA 30039</b>
<b>GA DOE School Facility Code:</b>	<b>667-1016</b>
<b>Designated School Contact Person:</b>	
<b>Name</b>	<b>Janice Warren</b>
<b>Title</b>	<b>Principal</b>
<b>Telephone Number</b>	<b>678-344-2082</b>
<b>Fax Number</b>	<b>678-344-2083</b>
<b>Email Address</b>	<b>janice_warren@gwinnett.k12.ga.us</b>
<b>Grades Served By School:</b>	<b>K - 5</b>

## School Demographic Trend Data by Subgroup - Elementary

Anderson-Livsey ES	School Year				
	2009-10	2010-11	2011-12	2012-13	2013-14
<b>Student Enrollment</b>		<b>766</b>	<b>706</b>	<b>744</b>	
<b>American Indian</b>		0.0%	0.3%	0.3%	
<b>Asian /Pacific Islander</b>		0.1%	0.8%	1.1%	
<b>Pacific Islander (reported beginning 2012-2013)</b>				0.0%	
<b>Black</b>		67.6%	69.4%	69.0%	
<b>Hispanic</b>		17.6%	17.1%	16.0%	
<b>Multi-Ethnic</b>		3.7%	3.1%	3.6%	
<b>White</b>		11.0%	9.2%	10.1%	
<b>ESOL: Percent Enrolled</b>		8.0%	9.0%	14.0%	
<b>SPED: Percent Enrolled</b>		10.0%	11.0%	13.0%	
<b>F/R Lunch: Percent Eligible</b>		79.0%	76.0%	80.0%	
<b>Average Student Attendance</b>		<b>97.0%</b>	<b>97.1%</b>	<b>96.2%</b>	



# College and Career Ready Performance Index (CCRPI)

Dr. John D. Barge *State School Superintendent*



Anderson-Livsey ES - 1016	CCRPI Score	Sum of Achievement, Progress, Achievement Gap, and Challenge Points				
		Achievement Points	Progress Points	Achievement Gap Points	Challenge Points	
					ED/EL/SWD Performance Points	Exceeding the Bar Points
CCRPI 2012	66.9	43.2	16.6	4.0	2.1	1.0
					3.1	
CCRPI 2013	85.4	47.2	18.2	14.0	5.5	0.5
					6.0	

## School Data Component - Elementary

<b>Name of School:</b>	<b>Annistown ES</b>
<b>Street Address:</b>	<b>3150 Spain Road</b>
<b>City, State Zip Code:</b>	<b>Snellville, GA 30039</b>
<b>GA DOE School Facility Code:</b>	<b>667-0282</b>
<b>Designated School Contact Person:</b>	
<b>Name</b>	<b>Dr. Steve Frandsen</b>
<b>Title</b>	<b>Principal</b>
<b>Telephone Number</b>	<b>770-979-2950</b>
<b>Fax Number</b>	<b>770-736-4491</b>
<b>Email Address</b>	<b>steve_frandsen@gwinnett.k12.ga.us</b>
<b>Grades Served By School:</b>	<b>K - 5</b>

## School Demographic Trend Data by Subgroup - Elementary

Annistown ES	School Year				
	2009-10	2010-11	2011-12	2012-13	2013-14
<b>Student Enrollment</b>	<b>567</b>	<b>659</b>	<b>581</b>	<b>530</b>	
<b>American Indian</b>	0.2%	0.2%	0.3%	0.4%	
<b>Asian /Pacific Islander</b>	1.4%	2.0%	2.9%	1.3%	
<b>Pacific Islander (reported beginning 2012-2013)</b>				0.8%	
<b>Black</b>	54.9%	56.6%	57.5%	59.1%	
<b>Hispanic</b>	30.3%	29.0%	27.7%	28.1%	
<b>Multi-Ethnic</b>	4.9%	4.2%	5.3%	4.2%	
<b>White</b>	8.3%	8.0%	6.2%	6.2%	
<b>ESOL: Percent Enrolled</b>	16.0%	17.0%	20.0%	24.0%	
<b>SPED: Percent Enrolled</b>	17.0%	17.0%	19.0%	13.0%	
<b>F/R Lunch: Percent Eligible</b>	72.0%	71.0%	73.0%	80.0%	
<b>Average Student Attendance</b>	<b>96.7%</b>	<b>97.0%</b>	<b>97.2%</b>	<b>96.2%</b>	



# College and Career Ready Performance Index (CCRPI)

Dr. John D. Barge State School Superintendent



Annistown ES - 0282	CCRPI Score	Sum of Achievement, Progress, Achievement Gap, and Challenge Points				
		Achievement Points	Progress Points	Achievement Gap Points	Challenge Points	
					ED/EL/SWD Performance Points	Exceeding the Bar Points
CCRPI 2012	84.9	46.8	18.4	12.0	7.7	0
					7.7	
CCRPI 2013	75.8	46.3	16.3	5.0	7.7	0.5
					8.2	



## School Data Component - Elementary

<b>Name of School:</b>	<b>Arcado ES</b>
<b>Street Address:</b>	<b>5150 Arcado Road</b>
<b>City, State Zip Code:</b>	<b>Lilburn, GA 30047</b>
<b>GA DOE School Facility Code:</b>	<b>667-0382</b>
<b>Designated School Contact Person:</b>	
<b>Name</b>	<b>Penny Young</b>
<b>Title</b>	<b>Principal</b>
<b>Telephone Number</b>	<b>770-925-2100</b>
<b>Fax Number</b>	<b>770-931-7026</b>
<b>Email Address</b>	<b>penny_young@gwinnett.k12.ga.us</b>
<b>Grades Served By School:</b>	<b>K - 5</b>

## School Demographic Trend Data by Subgroup - Elementary

Arcado ES	School Year				
	2009-10	2010-11	2011-12	2012-13	2013-14
<b>Student Enrollment</b>	<b>1008</b>	<b>1060</b>	<b>1110</b>	<b>1134</b>	
<b>American Indian</b>	0.3%	0.1%	0.2%	0.2%	
<b>Asian /Pacific Islander</b>	25.6%	26.5%	28.4%	28.8%	
<b>Pacific Islander (reported beginning 2012-2013)</b>				0.0%	
<b>Black</b>	18.7%	19.6%	21.9%	23.5%	
<b>Hispanic</b>	23.7%	24.3%	23.6%	22.2%	
<b>Multi-Ethnic</b>	2.8%	3.1%	2.7%	2.7%	
<b>White</b>	29.0%	26.3%	23.2%	22.6%	
<b>ESOL: Percent Enrolled</b>	16.0%	18.0%	20.0%	30.0%	
<b>SPED: Percent Enrolled</b>	12.0%	13.0%	14.0%	11.0%	
<b>F/R Lunch: Percent Eligible</b>	48.0%	49.0%	50.0%	52.0%	
<b>Average Student Attendance</b>	<b>96.9%</b>	<b>96.9%</b>	<b>97.5%</b>	<b>96.8%</b>	



# College and Career Ready Performance Index (CCRPI)

Dr. John D. Barge State School Superintendent



Arcado ES - 0382	CCRPI Score	Sum of Achievement, Progress, Achievement Gap, and Challenge Points				
		Achievement Points	Progress Points	Achievement Gap Points	Challenge Points	
					ED/EL/SWD Performance Points	Exceeding the Bar Points
CCRPI 2012	91.7	54.1	19.8	11.0	5.8	1.0
					6.8	
CCRPI 2013	86.5	51.9	18.6	9.0	6.5	0.5
					7.0	

## School Data Component - Elementary

<b>Name of School:</b>	<b>Beaver Ridge ES</b>
<b>Street Address:</b>	<b>1978 Beaver Ruin Road</b>
<b>City, State Zip Code:</b>	<b>Norcross, GA 30071</b>
<b>GA DOE School Facility Code:</b>	<b>667-0280</b>
<b>Designated School Contact Person:</b>	
<b>Name</b>	<b>Karen Lillard</b>
<b>Title</b>	<b>Principal</b>
<b>Telephone Number</b>	<b>770-447-6307</b>
<b>Fax Number</b>	<b>770-447-2688</b>
<b>Email Address</b>	<b>karen_lillard@gwinnett.k12.ga.us</b>
<b>Grades Served By School:</b>	<b>K - 5</b>

## School Demographic Trend Data by Subgroup - Elementary

Beaver Ridge ES	School Year				
	2009-10	2010-11	2011-12	2012-13	2013-14
<b>Student Enrollment</b>	<b>1283</b>	<b>1345</b>	<b>1371</b>	<b>1263</b>	
<b>American Indian</b>	0.4%	0.4%	0.3%	0.3%	
<b>Asian /Pacific Islander</b>	5.7%	5.4%	6.1%	6.4%	
<b>Pacific Islander (reported beginning 2012-2013)</b>				0.1%	
<b>Black</b>	26.0%	27.6%	30.3%	29.1%	
<b>Hispanic</b>	60.4%	60.5%	57.0%	59.0%	
<b>Multi-Ethnic</b>	3.0%	2.1%	2.6%	2.0%	
<b>White</b>	4.4%	3.9%	3.7%	3.2%	
<b>ESOL: Percent Enrolled</b>	40.0%	35.0%	41.0%	49.0%	
<b>SPED: Percent Enrolled</b>	8.0%	9.0%	10.0%	8.0%	
<b>F/R Lunch: Percent Eligible</b>	87.0%	90.0%	92.0%	91.0%	
<b>Average Student Attendance</b>	<b>96.6%</b>	<b>96.4%</b>	<b>96.7%</b>	<b>96.2%</b>	



# College and Career Ready Performance Index (CCRPI)

Dr. John D. Barge State School Superintendent



Beaver Ridge ES - 0280	CCRPI Score	Sum of Achievement, Progress, Achievement Gap, and Challenge Points				
		Achievement Points	Progress Points	Achievement Gap Points	Challenge Points	
					ED/EL/SWD Performance Points	Exceeding the Bar Points
CCRPI 2012	78.0	46.2	17.7	6.0	7.6	.5
					8.1	
CCRPI 2013	75.8	46.1	17.9	3.0	8.8	0.0
					8.8	

## School Data Component - Elementary

<b>Name of School:</b>	<b>Benefield ES</b>
<b>Street Address:</b>	<b>1221 Old Norcross Road</b>
<b>City, State Zip Code:</b>	<b>Lawrenceville, GA 30046</b>
<b>GA DOE School Facility Code:</b>	<b>667-0109</b>
<b>Designated School Contact Person:</b>	
<b>Name</b>	<b>Dr. Melissa Walker</b>
<b>Title</b>	<b>Principal</b>
<b>Telephone Number</b>	<b>770-962-3771</b>
<b>Fax Number</b>	<b>770-682-4187</b>
<b>Email Address</b>	<b>melissa_e_walker@gwinnett.k12.ga.us</b>
<b>Grades Served By School:</b>	<b>K - 5</b>

## School Demographic Trend Data by Subgroup - Elementary

Benefield ES	School Year				
	2009-10	2010-11	2011-12	2012-13	2013-14
<b>Student Enrollment</b>	<b>1483</b>	<b>1294</b>	<b>1305</b>	<b>1330</b>	
<b>American Indian</b>	0.9%	0.6%	0.3%	0.3%	
<b>Asian /Pacific Islander</b>	7.0%	7.3%	7.8%	8.3%	
<b>Pacific Islander (reported beginning 2012-2013)</b>				0.3%	
<b>Black</b>	34.9%	38.9%	42.1%	40.2%	
<b>Hispanic</b>	47.3%	43.3%	40.4%	40.5%	
<b>Multi-Ethnic</b>	2.9%	2.9%	2.6%	2.9%	
<b>White</b>	7.0%	6.9%	6.8%	7.6%	
<b>ESOL: Percent Enrolled</b>	27.0%	26.0%	30.0%	38.0%	
<b>SPED: Percent Enrolled</b>	10.0%	9.0%	8.0%	9.0%	
<b>F/R Lunch: Percent Eligible</b>	83.0%	85.0%	84.0%	84.0%	
<b>Average Student Attendance</b>	<b>95.8%</b>	<b>95.9%</b>	<b>96.9%</b>	<b>95.8%</b>	



# College and Career Ready Performance Index (CCRPI)

Dr. John D. Barge State School Superintendent



Benefield ES - 0109	CCRPI Score	Sum of Achievement, Progress, Achievement Gap, and Challenge Points				
		Achievement Points	Progress Points	Achievement Gap Points	Challenge Points	
					ED/EL/SWD Performance Points	Exceeding the Bar Points
CCRPI 2012	92.2	49.4	20.2	13.0	9.1	.5
					9.6	
CCRPI 2013	78.7	48.7	16.9	5.0	7.1	1.0
					8.1	

## School Data Component - Elementary

<b>Name of School:</b>	<b>Berkeley Lake ES</b>
<b>Street Address:</b>	<b>4300 S. Berkeley Lake Road</b>
<b>City, State Zip Code:</b>	<b>Duluth, GA 30096</b>
<b>GA DOE School Facility Code:</b>	<b>667-0184</b>
<b>Designated School Contact Person:</b>	
<b>Name</b>	<b>Dr. Susan Bearse</b>
<b>Title</b>	<b>Principal</b>
<b>Telephone Number</b>	<b>770-446-0947</b>
<b>Fax Number</b>	<b>770-582-7514</b>
<b>Email Address</b>	<b>susan_bearse@gwinnett.k12.ga.us</b>
<b>Grades Served By School:</b>	<b>K - 5</b>

## School Demographic Trend Data by Subgroup - Elementary

Berkeley Lake ES	School Year				
	2009-10	2010-11	2011-12	2012-13	2013-14
<b>Student Enrollment</b>	<b>1182</b>	<b>1189</b>	<b>1224</b>	<b>1143</b>	
<b>American Indian</b>	0.5%	0.3%	0.3%	0.1%	
<b>Asian /Pacific Islander</b>	14.3%	13.0%	12.0%	10.8%	
<b>Pacific Islander (reported beginning 2012-2013)</b>				0.3%	
<b>Black</b>	20.9%	22.4%	24.6%	25.4%	
<b>Hispanic</b>	36.2%	37.4%	36.7%	36.3%	
<b>Multi-Ethnic</b>	3.3%	3.3%	3.4%	4.5%	
<b>White</b>	24.8%	23.6%	23.0%	22.7%	
<b>ESOL: Percent Enrolled</b>	19.0%	20.0%	25.0%	30.0%	
<b>SPED: Percent Enrolled</b>	11.0%	12.0%	12.0%	11.0%	
<b>F/R Lunch: Percent Eligible</b>	54.0%	60.0%	59.0%	61.0%	
<b>Average Student Attendance</b>	<b>96.9%</b>	<b>97.3%</b>	<b>97.7%</b>	<b>97.0%</b>	



# College and Career Ready Performance Index (CCRPI)

Dr. John D. Barge State School Superintendent



Berkeley Lake ES - 0184	CCRPI Score	Sum of Achievement, Progress, Achievement Gap, and Challenge Points				
		Achievement Points	Progress Points	Achievement Gap Points	Challenge Points	
					ED/EL/SWD Performance Points	Exceeding the Bar Points
CCRPI 2012	87.4	52.6	19.0	9.0	6.8	0
					6.8	
CCRPI 2013	91.9	54.0	19.6	11.0	6.8	0.5
					7.3	



## School Data Component - Elementary

<b>Name of School:</b>	<b>Bethesda ES</b>
<b>Street Address:</b>	<b>525 Bethesda School Rd. N</b>
<b>City, State Zip Code:</b>	<b>Lawrenceville, GA 30044</b>
<b>GA DOE School Facility Code:</b>	<b>667-2050</b>
<b>Designated School Contact Person:</b>	
<b>Name</b>	<b>Pam J. Williams</b>
<b>Title</b>	<b>Principal</b>
<b>Telephone Number</b>	<b>770-921-2000</b>
<b>Fax Number</b>	<b>770-931-5690</b>
<b>Email Address</b>	<b>pam_j_williams@gwinnett.k12.ga.us</b>
<b>Grades Served By School:</b>	<b>K - 5</b>

## School Demographic Trend Data by Subgroup - Elementary

Bethesda ES	School Year				
	2009-10	2010-11	2011-12	2012-13	2013-14
<b>Student Enrollment</b>	<b>1278</b>	<b>1273</b>	<b>1316</b>	<b>1291</b>	
<b>American Indian</b>	0.3%	0.3%	0.3%	0.4%	
<b>Asian/Pacific Islander</b>	11.3%	11.9%	11.2%	12.3%	
<b>Pacific Islander (reported beginning 2012-2013)</b>				0.3%	
<b>Black</b>	23.0%	25.2%	22.3%	22.7%	
<b>Hispanic</b>	57.1%	53.6%	57.3%	55.4%	
<b>Multi-Ethnic</b>	2.0%	2.3%	2.6%	2.4%	
<b>White</b>	6.2%	6.7%	6.4%	6.5%	
<b>ESOL: Percent Enrolled</b>	26.0%	27.0%	35.0%	45.0%	
<b>SPED: Percent Enrolled</b>	11.0%	11.0%	12.0%	9.0%	
<b>F/R Lunch: Percent Eligible</b>	84.0%	85.0%	87.0%	86.0%	
<b>Average Student Attendance</b>	<b>96.7%</b>	<b>96.9%</b>	<b>97.3%</b>	<b>96.7%</b>	



# College and Career Ready Performance Index (CCRPI)

Dr. John D. Barge *State School Superintendent*



Bethesda ES - 2050	CCRPI Score	Sum of Achievement, Progress, Achievement Gap, and Challenge Points				
		Achievement Points	Progress Points	Achievement Gap Points	Challenge Points	
					ED/EL/SWD Performance Points	Exceeding the Bar Points
CCRPI 2012	89.9	49.4	19.1	13.0	7.9	.5
					8.4	
CCRPI 2013	84.4	50.0	17.1	8.0	8.3	1.0
					9.3	

## School Data Component - Elementary

<b>Name of School:</b>	<b>Britt ES</b>
<b>Street Address:</b>	<b>2503 Skyland Drive</b>
<b>City, State Zip Code:</b>	<b>Snellville, GA 30078</b>
<b>GA DOE School Facility Code:</b>	<b>667-3050</b>
<b>Designated School Contact Person:</b>	
<b>Name</b>	<b>Doris Jones</b>
<b>Title</b>	<b>Principal</b>
<b>Telephone Number</b>	<b>770-972-4500</b>
<b>Fax Number</b>	<b>770-736-4426</b>
<b>Email Address</b>	<b>doris_jones@gwinnett.k12.ga.us</b>
<b>Grades Served By School:</b>	<b>K - 5</b>

## School Demographic Trend Data by Subgroup - Elementary

Britt ES	School Year				
	2009-10	2010-11	2011-12	2012-13	2013-14
<b>Student Enrollment</b>	<b>973</b>	<b>610</b>	<b>605</b>	<b>567</b>	
<b>American Indian</b>	0.2%	0.0%	0.0%	0.0%	
<b>Asian /Pacific Islander</b>	2.7%	2.1%	1.8%	1.6%	
<b>Pacific Islander (reported beginning 2012-2013)</b>				0.0%	
<b>Black</b>	53.6%	53.8%	57.4%	54.7%	
<b>Hispanic</b>	17.0%	13.6%	12.9%	13.1%	
<b>Multi-Ethnic</b>	4.2%	3.9%	3.3%	4.2%	
<b>White</b>	22.3%	26.6%	24.6%	26.5%	
<b>ESOL: Percent Enrolled</b>	9.0%	8.0%	6.0%	13.0%	
<b>SPED: Percent Enrolled</b>	9.0%	9.0%	10.0%	9.0%	
<b>F/R Lunch: Percent Eligible</b>	65.0%	64.0%	68.0%	70.0%	
<b>Average Student Attendance</b>	96.7%	96.8%	97.3%	96.4%	



# College and Career Ready Performance Index (CCRPI)

Dr. John D. Barge *State School Superintendent*



Britt ES - 3050	CCRPI Score	Sum of Achievement, Progress, Achievement Gap, and Challenge Points				
		Achievement Points	Progress Points	Achievement Gap Points	Challenge Points	
					ED/EL/SWD Performance Points	Exceeding the Bar Points
CCRPI 2012	87.3	48.7	19.7	11.0	6.9	1.0
					7.9	
CCRPI 2013	87.7	51.2	17.4	12.0	6.6	0.5
					7.1	

## School Data Component - Elementary

<b>Name of School:</b>	<b>Brookwood ES</b>
<b>Street Address:</b>	<b>1330 Hollybrook Road</b>
<b>City, State Zip Code:</b>	<b>Snellville, GA 30078</b>
<b>GA DOE School Facility Code:</b>	<b>667-0286</b>
<b>Designated School Contact Person:</b>	
<b>Name</b>	<b>Cheri Carter</b>
<b>Title</b>	<b>Principal</b>
<b>Telephone Number</b>	<b>770-736-4360</b>
<b>Fax Number</b>	<b>770-736-4410</b>
<b>Email Address</b>	<b>cheri_carter@gwinnett.k12.ga.us</b>
<b>Grades Served By School:</b>	<b>K - 5</b>

## School Demographic Trend Data by Subgroup - Elementary

Brookwood ES	School Year				
	2009-10	2010-11	2011-12	2012-13	2013-14
<b>Student Enrollment</b>	<b>1092</b>	<b>1157</b>	<b>1163</b>	<b>1083</b>	
<b>American Indian</b>	0.5%	0.3%	0.2%	0.2%	
<b>Asian /Pacific Islander</b>	13.6%	14.3%	15.0%	15.8%	
<b>Pacific Islander (reported beginning 2012-2013)</b>				0.2%	
<b>Black</b>	19.6%	21.6%	23.0%	22.9%	
<b>Hispanic</b>	9.7%	8.8%	8.8%	10.2%	
<b>Multi-Ethnic</b>	4.6%	5.0%	4.0%	4.3%	
<b>White</b>	52.1%	50.0%	49.0%	46.4%	
<b>ESOL: Percent Enrolled</b>	6.0%	4.0%	6.0%	12.0%	
<b>SPED: Percent Enrolled</b>	18.0%	18.0%	17.0%	12.0%	
<b>F/R Lunch: Percent Eligible</b>	24.0%	25.0%	24.0%	27.0%	
<b>Average Student Attendance</b>	<b>96.8%</b>	<b>97.2%</b>	<b>97.5%</b>	<b>96.8%</b>	



# College and Career Ready Performance Index (CCRPI)

Dr. John D. Barge *State School Superintendent*



Brookwood ES - 0286	CCRPI Score	Sum of Achievement, Progress, Achievement Gap, and Challenge Points				
		Achievement Points	Progress Points	Achievement Gap Points	Challenge Points	
					ED/EL/SWD Performance Points	Exceeding the Bar Points
CCRPI 2012	96.1	57.4	18.9	15.0	3.8	1.0
					4.8	
CCRPI 2013	96.2	57.5	18.6	15.0	3.6	1.5
					5.1	

## School Data Component - Elementary

<b>Name of School:</b>	<b>Burnette ES</b>
<b>Street Address:</b>	<b>3221 McGinnis Ferry Road</b>
<b>City, State Zip Code:</b>	<b>Suwanee, GA 30024</b>
<b>GA DOE School Facility Code:</b>	<b>667-1017</b>
<b>Designated School Contact Person:</b>	
<b>Name</b>	<b>Kim Reed</b>
<b>Title</b>	<b>Principal</b>
<b>Telephone Number</b>	<b>678-546-2170</b>
<b>Fax Number</b>	<b>678-546-2515</b>
<b>Email Address</b>	<b>kim_reed@gwinnett.k12.ga.us</b>
<b>Grades Served By School:</b>	<b>K - 5</b>

## School Demographic Trend Data by Subgroup - Elementary

Burnette ES	School Year				
	2009-10	2010-11	2011-12	2012-13	2013-14
<b>Student Enrollment</b>		<b>702</b>	<b>751</b>	<b>702</b>	
<b>American Indian</b>		0.6%	0.4%	0.6%	
<b>Asian /Pacific Islander</b>		23.6%	26.1%	26.8%	
<b>Pacific Islander (reported beginning 2012-2013)</b>				0.4%	
<b>Black</b>		18.8%	20.6%	19.2%	
<b>Hispanic</b>		13.0%	11.6%	11.7%	
<b>Multi-Ethnic</b>		2.8%	3.5%	4.0%	
<b>White</b>		41.2%	37.8%	37.3%	
<b>ESOL: Percent Enrolled</b>		6.0%	9.0%	15.0%	
<b>SPED: Percent Enrolled</b>		11.0%	14.0%	14.0%	
<b>F/R Lunch: Percent Eligible</b>		26.0%	23.0%	23.0%	
<b>Average Student Attendance</b>		<b>97.1%</b>	<b>97.6%</b>	<b>96.8%</b>	



# College and Career Ready Performance Index (CCRPI)

Dr. John D. Barge State School Superintendent



Burnette ES - 1017	CCRPI Score	Sum of Achievement, Progress, Achievement Gap, and Challenge Points				
		Achievement Points	Progress Points	Achievement Gap Points	Challenge Points	
					ED/EL/SWD Performance Points	Exceeding the Bar Points
CCRPI 2012	94.5	57.0	18.7	15.0	3.3	.5
					3.8	
CCRPI 2013	95.7	57.3	18.7	15.0	3.7	1.0
					4.7	



## School Data Component - Elementary

<b>Name of School:</b>	<b>Camp Creek ES</b>
<b>Street Address:</b>	<b>958 Cole Drive</b>
<b>City, State Zip Code:</b>	<b>Lilburn, GA 30047</b>
<b>GA DOE School Facility Code:</b>	<b>667-3550</b>
<b>Designated School Contact Person:</b>	
<b>Name</b>	<b>Valerie Robinett</b>
<b>Title</b>	<b>Principal</b>
<b>Telephone Number</b>	<b>770-921-1626</b>
<b>Fax Number</b>	<b>770-806-3784</b>
<b>Email Address</b>	<b>valerie_robinett@gwinnett.k12.ga.us</b>
<b>Grades Served By School:</b>	<b>K - 5</b>

## School Demographic Trend Data by Subgroup - Elementary

Camp Creek ES	School Year				
	2009-10	2010-11	2011-12	2012-13	2013-14
<b>Student Enrollment</b>	<b>1035</b>	<b>1058</b>	<b>1057</b>	<b>1005</b>	
<b>American Indian</b>	0.6%	0.5%	0.3%	0.4%	
<b>Asian /Pacific Islander</b>	17.6%	17.3%	17.4%	18.5%	
<b>Pacific Islander (reported beginning 2012-2013)</b>				0.0%	
<b>Black</b>	17.3%	17.7%	17.8%	16.2%	
<b>Hispanic</b>	7.7%	8.6%	9.0%	8.8%	
<b>Multi-Ethnic</b>	6.1%	6.3%	6.4%	6.4%	
<b>White</b>	50.7%	49.6%	49.1%	49.8%	
<b>ESOL: Percent Enrolled</b>	4.0%	5.0%	6.0%	10.0%	
<b>SPED: Percent Enrolled</b>	18.0%	18.0%	17.0%	12.0%	
<b>F/R Lunch: Percent Eligible</b>	21.0%	24.0%	27.0%	30.0%	
<b>Average Student Attendance</b>	<b>97.1%</b>	<b>97.5%</b>	<b>97.7%</b>	<b>96.9%</b>	



# College and Career Ready Performance Index (CCRPI)

Dr. John D. Barge State School Superintendent



Camp Creek ES - 3550	CCRPI Score	Sum of Achievement, Progress, Achievement Gap, and Challenge Points				
		Achievement Points	Progress Points	Achievement Gap Points	Challenge Points	
					ED/EL/SWD Performance Points	Exceeding the Bar Points
CCRPI 2012	96.2	57.6	18.9	15.0	3.7	1.0
					4.7	
CCRPI 2013	95.7	58.6	17.5	15.0	4.1	0.5
					4.6	

## School Data Component - Elementary

<b>Name of School:</b>	<b>Cedar Hill ES</b>
<b>Street Address:</b>	<b>3615 Sugarloaf Parkway</b>
<b>City, State Zip Code:</b>	<b>Lawrenceville, GA 30045</b>
<b>GA DOE School Facility Code:</b>	<b>667-0389</b>
<b>Designated School Contact Person:</b>	
<b>Name</b>	<b>Phyllis Dartt</b>
<b>Title</b>	<b>Principal</b>
<b>Telephone Number</b>	<b>770-962-5015</b>
<b>Fax Number</b>	<b>678-377-8980</b>
<b>Email Address</b>	<b>phyllis_dartt@gwinnett.k12.ga.us</b>
<b>Grades Served By School:</b>	<b>K - 5</b>

## School Demographic Trend Data by Subgroup - Elementary

Cedar Hill ES	School Year				
	2009-10	2010-11	2011-12	2012-13	2013-14
<b>Student Enrollment</b>	<b>1466</b>	<b>1447</b>	<b>1457</b>	<b>1365</b>	
<b>American Indian</b>	0.3%	0.3%	0.4%	0.5%	
<b>Asian /Pacific Islander</b>	11.7%	11.0%	10.4%	10.5%	
<b>Pacific Islander (reported beginning 2012-2013)</b>				0.4%	
<b>Black</b>	38.3%	36.9%	38.1%	38.5%	
<b>Hispanic</b>	32.8%	34.1%	33.6%	34.7%	
<b>Multi-Ethnic</b>	3.8%	3.7%	4.1%	3.7%	
<b>White</b>	13.0%	14.0%	13.5%	11.5%	
<b>ESOL: Percent Enrolled</b>	20.0%	22.0%	22.0%	31.0%	
<b>SPED: Percent Enrolled</b>	14.0%	13.0%	13.0%	11.0%	
<b>F/R Lunch: Percent Eligible</b>	72.0%	75.0%	76.0%	76.0%	
<b>Average Student Attendance</b>	<b>96.5%</b>	<b>96.6%</b>	<b>96.9%</b>	<b>96.2%</b>	



# College and Career Ready Performance Index (CCRPI)

Dr. John D. Barge State School Superintendent



Cedar Hill ES - 0389	CCRPI Score	Sum of Achievement, Progress, Achievement Gap, and Challenge Points				
		Achievement Points	Progress Points	Achievement Gap Points	Challenge Points	
					ED/EL/SWD Performance Points	Exceeding the Bar Points
CCRPI 2012	78.3	47.4	17.3	6.0	7.1	.5
					7.6	
CCRPI 2013	76.3	47.9	16.0	6.0	5.4	1.0
					6.4	

## School Data Component - Elementary

<b>Name of School:</b>	<b>Centerville ES</b>
<b>Street Address:</b>	<b>3115 Centerville Highway</b>
<b>City, State Zip Code:</b>	<b>Snellville, GA 30039</b>
<b>GA DOE School Facility Code:</b>	<b>667-0173</b>
<b>Designated School Contact Person:</b>	
<b>Name</b>	<b>Dr. Brenda F. Johnson</b>
<b>Title</b>	<b>Principal</b>
<b>Telephone Number</b>	<b>770-972-2220</b>
<b>Fax Number</b>	<b>678-639-3704</b>
<b>Email Address</b>	<b>brenda_f_johnson@gwinnett.k12.ga.us</b>
<b>Grades Served By School:</b>	<b>K - 5</b>

## School Demographic Trend Data by Subgroup - Elementary

Centerville ES	School Year				
	2009-10	2010-11	2011-12	2012-13	2013-14
<b>Student Enrollment</b>	<b>919</b>	<b>801</b>	<b>771</b>	<b>714</b>	
<b>American Indian</b>	0.2%	0.2%	0.0%	0.0%	
<b>Asian /Pacific Islander</b>	2.9%	2.9%	3.5%	3.2%	
<b>Pacific Islander (reported beginning 2012-2013)</b>				0.3%	
<b>Black</b>	56.5%	58.1%	58.0%	59.5%	
<b>Hispanic</b>	18.3%	17.0%	17.1%	16.9%	
<b>Multi-Ethnic</b>	4.5%	4.5%	6.0%	5.9%	
<b>White</b>	17.6%	17.4%	15.4%	14.1%	
<b>ESOL: Percent Enrolled</b>	10.0%	10.0%	11.0%	11.0%	
<b>SPED: Percent Enrolled</b>	13.0%	13.0%	15.0%	13.0%	
<b>F/R Lunch: Percent Eligible</b>	70.0%	74.0%	73.0%	75.0%	
<b>Average Student Attendance</b>	<b>96.4%</b>	<b>96.8%</b>	<b>97.4%</b>	<b>96.8%</b>	



# College and Career Ready Performance Index (CCRPI)

Dr. John D. Barge State School Superintendent



Centerville ES - 0389	CCRPI Score	Sum of Achievement, Progress, Achievement Gap, and Challenge Points				
		Achievement Points	Progress Points	Achievement Gap Points	Challenge Points	
					ED/EL/SWD Performance Points	Exceeding the Bar Points
CCRPI 2012	84.2	46.5	19.5	12.0	5.7	.5
					6.2	
CCRPI 2013	81.9	48.6	17.0	9.0	6.8	0.5
					7.3	

## School Data Component - Elementary

<b>Name of School:</b>	<b>Chattahoochee ES</b>
<b>Street Address:</b>	<b>2930 Albion Farm Road</b>
<b>City, State Zip Code:</b>	<b>Duluth, GA 30097</b>
<b>GA DOE School Facility Code:</b>	<b>667-0190</b>
<b>Designated School Contact Person:</b>	
<b>Name</b>	<b>Jeff Lee</b>
<b>Title</b>	<b>Principal</b>
<b>Telephone Number</b>	<b>770-497-9907</b>
<b>Fax Number</b>	<b>770-232-3272</b>
<b>Email Address</b>	<b>jeff_lee@gwinnett.k12.ga.us</b>
<b>Grades Served By School:</b>	<b>K - 5</b>

## School Demographic Trend Data by Subgroup - Elementary

Chattahoochee ES	School Year				
	2009-10	2010-11	2011-12	2012-13	2013-14
<b>Student Enrollment</b>	<b>1231</b>	<b>1241</b>	<b>1267</b>	<b>1167</b>	
<b>American Indian</b>	0.3%	0.2%	0.3%	0.4%	
<b>Asian /Pacific Islander</b>	22.6%	23.0%	23.4%	21.8%	
<b>Pacific Islander (reported beginning 2012-2013)</b>				0.0%	
<b>Black</b>	23.6%	24.7%	25.7%	26.9%	
<b>Hispanic</b>	18.0%	16.8%	16.2%	17.7%	
<b>Multi-Ethnic</b>	5.9%	5.6%	5.8%	6.3%	
<b>White</b>	29.6%	29.7%	28.7%	26.9%	
<b>ESOL: Percent Enrolled</b>	11.0%	12.0%	12.0%	20.0%	
<b>SPED: Percent Enrolled</b>	12.0%	13.0%	12.0%	8.0%	
<b>F/R Lunch: Percent Eligible</b>	37.0%	38.0%	41.0%	43.0%	
<b>Average Student Attendance</b>	<b>96.4%</b>	<b>96.5%</b>	<b>97.3%</b>	<b>96.5%</b>	



# College and Career Ready Performance Index (CCRPI)

Dr. John D. Barge State School Superintendent



Chattahoochee ES - 0190	CCRPI Score	Sum of Achievement, Progress, Achievement Gap, and Challenge Points				
		Achievement Points	Progress Points	Achievement Gap Points	Challenge Points	
					ED/EL/SWD Performance Points	Exceeding the Bar Points
CCRPI 2012	91.9	53.9	18.5	14.0	5.0	.5
					5.5	
CCRPI 2013	90.6	54.5	17.9	12.0	5.2	1.0
					6.2	



## School Data Component - Elementary

<b>Name of School:</b>	<b>Chesney ES</b>
<b>Street Address:</b>	<b>3878 Old Norcross Road</b>
<b>City, State Zip Code:</b>	<b>Duluth, GA 30096</b>
<b>GA DOE School Facility Code:</b>	<b>667-1605</b>
<b>Designated School Contact Person:</b>	
<b>Name</b>	<b>Dr. Ricardo R. Quinn</b>
<b>Title</b>	<b>Principal</b>
<b>Telephone Number</b>	<b>678-542-2300</b>
<b>Fax Number</b>	<b>678-542-2304</b>
<b>Email Address</b>	<b>ricardo_quinn@gwinnett.k12.ga.us</b>
<b>Grades Served By School:</b>	<b>K - 5</b>

## School Demographic Trend Data by Subgroup - Elementary

Chesney ES	School Year				
	2009-10	2010-11	2011-12	2012-13	2013-14
<b>Student Enrollment</b>	<b>923</b>	<b>963</b>	<b>1133</b>	<b>1131</b>	
<b>American Indian</b>	0.2%	0.0%	0.0%	0.0%	
<b>Asian /Pacific Islander</b>	13.2%	12.5%	15.4%	14.6%	
<b>Pacific Islander (reported beginning 2012-2013)</b>				0.1%	
<b>Black</b>	25.7%	26.7%	27.5%	27.4%	
<b>Hispanic</b>	52.7%	52.8%	50.3%	51.2%	
<b>Multi-Ethnic</b>	0.0%	0.1%	0.0%	0.3%	
<b>White</b>	8.2%	8.0%	6.8%	6.5%	
<b>ESOL: Percent Enrolled</b>	33.0%	33.0%	36.0%	50.0%	
<b>SPED: Percent Enrolled</b>	9.0%	9.0%	10.0%	11.0%	
<b>F/R Lunch: Percent Eligible</b>	80.0%	81.0%	84.0%	84.0%	
<b>Average Student Attendance</b>	<b>97.0%</b>	<b>97.1%</b>	<b>97.7%</b>	<b>97.0%</b>	



# College and Career Ready Performance Index (CCRPI)

Dr. John D. Barge State School Superintendent



Chesney ES - 1605	CCRPI Score	Sum of Achievement, Progress, Achievement Gap, and Challenge Points				
		Achievement Points	Progress Points	Achievement Gap Points	Challenge Points	
					ED/EL/SWD Performance Points	Exceeding the Bar Points
CCRPI 2012	88.0	50.6	19.1	9.0	8.8	.5
					9.3	
CCRPI 2013	81.3	49.5	17.0	6.0	8.3	0.5
					8.8	

## School Data Component - Elementary

<b>Name of School:</b>	<b>Cooper ES</b>
<b>Street Address:</b>	<b>555 Ozora Road</b>
<b>City, State Zip Code:</b>	<b>Loganville, GA 30052</b>
<b>GA DOE School Facility Code:</b>	<b>667-0605</b>
<b>Designated School Contact Person:</b>	
<b>Name</b>	<b>Dr. Donna R. Bishop</b>
<b>Title</b>	<b>Principal</b>
<b>Telephone Number</b>	<b>770-554-7050</b>
<b>Fax Number</b>	<b>770-554-7058</b>
<b>Email Address</b>	<b>donna_r_bishop@gwinnett.k12.ga.us</b>
<b>Grades Served By School:</b>	<b>K - 5</b>

## School Demographic Trend Data by Subgroup - Elementary

Cooper ES	School Year				
	2009-10	2010-11	2011-12	2012-13	2013-14
<b>Student Enrollment</b>	<b>1218</b>	<b>1207</b>	<b>1202</b>	<b>1161</b>	
<b>American Indian</b>	0.0%	0.2%	0.1%	0.0%	
<b>Asian /Pacific Islander</b>	1.8%	2.4%	3.0%	2.6%	
<b>Pacific Islander (reported beginning 2012-2013)</b>				0.0%	
<b>Black</b>	30.7%	30.9%	29.7%	30.1%	
<b>Hispanic</b>	9.3%	9.4%	9.4%	9.2%	
<b>Multi-Ethnic</b>	2.7%	2.8%	2.6%	2.8%	
<b>White</b>	55.5%	54.3%	55.2%	55.2%	
<b>ESOL: Percent Enrolled</b>	4.0%	4.0%	6.0%	7.0%	
<b>SPED: Percent Enrolled</b>	14.0%	14.0%	14.0%	11.0%	
<b>F/R Lunch: Percent Eligible</b>	31.0%	31.0%	34.0%	36.0%	
<b>Average Student Attendance</b>	<b>96.5%</b>	<b>96.6%</b>	<b>97.5%</b>	<b>96.9%</b>	



# College and Career Ready Performance Index (CCRPI)

Dr. John D. Barge State School Superintendent



Cooper ES - 0605	CCRPI Score	Sum of Achievement, Progress, Achievement Gap, and Challenge Points				
		Achievement Points	Progress Points	Achievement Gap Points	Challenge Points	
					ED/EL/SWD Performance Points	Exceeding the Bar Points
CCRPI 2012	88.1	53.8	18.3	11.0	4.5	.5
					5.0	
CCRPI 2013	91.9	55.5	17.9	13.0	4.5	1.0
					5.5	

## School Data Component - Elementary

<b>Name of School:</b>	<b>Corley ES</b>
<b>Street Address:</b>	<b>1331 Pleasant Hill Road</b>
<b>City, State Zip Code:</b>	<b>Lawrenceville, GA 30044</b>
<b>GA DOE School Facility Code:</b>	<b>667-0205</b>
<b>Designated School Contact Person:</b>	
<b>Name</b>	<b>Ruth Tomlinson</b>
<b>Title</b>	<b>Principal</b>
<b>Telephone Number</b>	<b>678-924-5330</b>
<b>Fax Number</b>	<b>678-924-5334</b>
<b>Email Address</b>	<b>ruth_tomlinson@gwinnett.k12.ga.us</b>
<b>Grades Served By School:</b>	<b>K - 5</b>

## School Demographic Trend Data by Subgroup - Elementary

Corley ES	School Year				
	2009-10	2010-11	2011-12	2012-13	2013-14
<b>Student Enrollment</b>	<b>1540</b>	<b>1419</b>	<b>1463</b>	<b>1348</b>	
<b>American Indian</b>	0.1%	0.2%	0.4%	0.4%	
<b>Asian /Pacific Islander</b>	4.7%	3.0%	2.1%	2.7%	
<b>Pacific Islander (reported beginning 2012-2013)</b>				0.0%	
<b>Black</b>	37.4%	37.0%	34.2%	29.5%	
<b>Hispanic</b>	48.8%	53.3%	57.1%	60.2%	
<b>Multi-Ethnic</b>	4.4%	2.8%	2.5%	3.0%	
<b>White</b>	4.5%	3.7%	3.8%	4.2%	
<b>ESOL: Percent Enrolled</b>	30.0%	34.0%	40.0%	47.0%	
<b>SPED: Percent Enrolled</b>	14.0%	12.0%	12.0%	10.0%	
<b>F/R Lunch: Percent Eligible</b>	90.0%	93.0%	94.0%	94.0%	
<b>Average Student Attendance</b>	<b>96.2%</b>	<b>96.4%</b>	<b>96.6%</b>	<b>95.9%</b>	



# College and Career Ready Performance Index (CCRPI)

Dr. John D. Barge *State School Superintendent*



Corley ES - 0205	CCRPI Score	Sum of Achievement, Progress, Achievement Gap, and Challenge Points				
		Achievement Points	Progress Points	Achievement Gap Points	Challenge Points	
					ED/EL/SWD Performance Points	Exceeding the Bar Points
CCRPI 2012	81.9	43.8	17.6	11.0	9.0	.5
					9.5	
CCRPI 2013	82.6	47.0	17.6	8.0	9.0	1.0
					10.0	

## School Data Component - Elementary

<b>Name of School:</b>	<b>Craig ES</b>
<b>Street Address:</b>	<b>1075 Rocky Road</b>
<b>City, State Zip Code:</b>	<b>Lawrenceville, GA 30044</b>
<b>GA DOE School Facility Code:</b>	<b>667-0194</b>
<b>Designated School Contact Person:</b>	
<b>Name</b>	<b>Angie Wright</b>
<b>Title</b>	<b>Principal</b>
<b>Telephone Number</b>	<b>770-978-5560</b>
<b>Fax Number</b>	<b>770-978-5567</b>
<b>Email Address</b>	<b>angie_wright@gwinnett.k12.ga.us</b>
<b>Grades Served By School:</b>	<b>K - 5</b>

## School Demographic Trend Data by Subgroup - Elementary

Craig ES	School Year				
	2009-10	2010-11	2011-12	2012-13	2013-14
<b>Student Enrollment</b>	<b>1158</b>	<b>1116</b>	<b>1089</b>	<b>1008</b>	
<b>American Indian</b>	0.3%	0.7%	0.7%	0.7%	
<b>Asian /Pacific Islander</b>	17.4%	16.5%	16.8%	15.9%	
<b>Pacific Islander (reported beginning 2012-2013)</b>				0.1%	
<b>Black</b>	20.1%	22.0%	22.6%	21.1%	
<b>Hispanic</b>	14.1%	13.7%	13.2%	14.2%	
<b>Multi-Ethnic</b>	4.7%	4.0%	3.5%	3.6%	
<b>White</b>	43.3%	43.0%	43.2%	44.4%	
<b>ESOL: Percent Enrolled</b>	6.0%	6.0%	8.0%	13.0%	
<b>SPED: Percent Enrolled</b>	14.0%	13.0%	15.0%	11.0%	
<b>F/R Lunch: Percent Eligible</b>	26.0%	30.0%	30.0%	34.0%	
<b>Average Student Attendance</b>	<b>96.8%</b>	<b>97.4%</b>	<b>97.4%</b>	<b>96.7%</b>	



# College and Career Ready Performance Index (CCRPI)

Dr. John D. Barge State School Superintendent



Craig ES - 0194	CCRPI Score	Sum of Achievement, Progress, Achievement Gap, and Challenge Points				
		Achievement Points	Progress Points	Achievement Gap Points	Challenge Points	
					ED/EL/SWD Performance Points	Exceeding the Bar Points
CCRPI 2012	93.7	56.3	18.3	14.0	4.1	1.0
					5.1	
CCRPI 2013	87.8	55.2	16.6	11.0	4.0	1.0
					5.0	



## School Data Component - Elementary

<b>Name of School:</b>	<b>Dacula ES</b>
<b>Street Address:</b>	<b>2500 Fence Road</b>
<b>City, State Zip Code:</b>	<b>Dacula, GA 30019</b>
<b>GA DOE School Facility Code:</b>	<b>667-0191</b>
<b>Designated School Contact Person:</b>	
<b>Name</b>	<b>Mary Lou Enright</b>
<b>Title</b>	<b>Principal</b>
<b>Telephone Number</b>	<b>770-963-7174</b>
<b>Fax Number</b>	<b>770-277-4448</b>
<b>Email Address</b>	<b>mary_lou_enright@gwinnett.k12.ga.us</b>
<b>Grades Served By School:</b>	<b>K - 5</b>

## School Demographic Trend Data by Subgroup - Elementary

Dacula ES	School Year				
	2009-10	2010-11	2011-12	2012-13	2013-14
<b>Student Enrollment</b>	<b>1465</b>	<b>1344</b>	<b>1347</b>	<b>1329</b>	
<b>American Indian</b>	0.5%	0.4%	0.4%	0.5%	
<b>Asian /Pacific Islander</b>	2.9%	4.0%	3.6%	3.1%	
<b>Pacific Islander (reported beginning 2012-2013)</b>				0.2%	
<b>Black</b>	21.1%	20.2%	20.9%	22.5%	
<b>Hispanic</b>	13.9%	14.9%	15.8%	17.1%	
<b>Multi-Ethnic</b>	4.1%	4.2%	4.3%	3.9%	
<b>White</b>	57.5%	56.3%	54.9%	52.8%	
<b>ESOL: Percent Enrolled</b>	7.0%	8.0%	10.0%	13.0%	
<b>SPED: Percent Enrolled</b>	13.0%	14.0%	17.0%	14.0%	
<b>F/R Lunch: Percent Eligible</b>	35.0%	38.0%	41.0%	44.0%	
<b>Average Student Attendance</b>	<b>96.4%</b>	<b>96.9%</b>	<b>97.2%</b>	<b>96.2%</b>	



# College and Career Ready Performance Index (CCRPI)

Dr. John D. Barge *State School Superintendent*



Dacula ES - 0191	CCRPI Score	Sum of Achievement, Progress, Achievement Gap, and Challenge Points				
		Achievement Points	Progress Points	Achievement Gap Points	Challenge Points	
					ED/EL/SWD Performance Points	Exceeding the Bar Points
CCRPI 2012	91.0	54.7	18.6	12.0	5.2	.5
					5.7	
CCRPI 2013	89.8	55.5	17.9	10.0	5.4	1.0
					6.4	

## School Data Component - Elementary

<b>Name of School:</b>	<b>Duncan Creek ES</b>
<b>Street Address:</b>	<b>4500 Braselton Highway</b>
<b>City, State Zip Code:</b>	<b>Hoschton, GA 30548</b>
<b>GA DOE School Facility Code:</b>	<b>667-1205</b>
<b>Designated School Contact Person:</b>	
<b>Name</b>	<b>Carrie Yougel</b>
<b>Title</b>	<b>Principal</b>
<b>Telephone Number</b>	<b>678-714-5800</b>
<b>Fax Number</b>	<b>678-714-5804</b>
<b>Email Address</b>	<b>carrie_yougel@gwinnett.k12.ga.us</b>
<b>Grades Served By School:</b>	<b>K - 5</b>

## School Demographic Trend Data by Subgroup - Elementary

Duncan Creek ES	School Year				
	2009-10	2010-11	2011-12	2012-13	2013-14
<b>Student Enrollment</b>	<b>1225</b>	<b>1265</b>	<b>1219</b>	<b>1113</b>	
<b>American Indian</b>	0.2%	0.3%	0.2%	0.4%	
<b>Asian /Pacific Islander</b>	3.1%	3.2%	4.2%	4.0%	
<b>Pacific Islander (reported beginning 2012-2013)</b>				0.0%	
<b>Black</b>	11.8%	12.9%	13.5%	12.8%	
<b>Hispanic</b>	12.8%	10.7%	10.0%	10.1%	
<b>Multi-Ethnic</b>	3.3%	3.5%	3.6%	3.6%	
<b>White</b>	68.8%	69.4%	68.4%	69.2%	
<b>ESOL: Percent Enrolled</b>	3.0%	4.0%	5.0%	7.0%	
<b>SPED: Percent Enrolled</b>	17.0%	18.0%	18.0%	14.0%	
<b>F/R Lunch: Percent Eligible</b>	22.0%	23.0%	25.0%	26.0%	
<b>Average Student Attendance</b>	<b>96.6%</b>	<b>96.6%</b>	<b>97.1%</b>	<b>96.3%</b>	



# College and Career Ready Performance Index (CCRPI)

Dr. John D. Barge *State School Superintendent*



Duncan Creek ES - 1205	CCRPI Score	Sum of Achievement, Progress, Achievement Gap, and Challenge Points				
		Achievement Points	Progress Points	Achievement Gap Points	Challenge Points	
					ED/EL/SWD Performance Points	Exceeding the Bar Points
CCRPI 2012	86.3	55.4	16.9	10.0	3.5	.5
					4.0	
CCRPI 2013	94.1	57.2	17.6	15.0	3.8	0.5
					4.3	

## School Data Component - Elementary

<b>Name of School:</b>	<b>Dyer ES</b>
<b>Street Address:</b>	<b>1707 Hurricane Shoals Road</b>
<b>City, State Zip Code:</b>	<b>Dacula, GA 30019</b>
<b>GA DOE School Facility Code:</b>	<b>667-1052</b>
<b>Designated School Contact Person:</b>	
<b>Name</b>	<b>Michael DiFilippo</b>
<b>Title</b>	<b>Principal</b>
<b>Telephone Number</b>	<b>770-963-6214</b>
<b>Fax Number</b>	<b>770-338-4775</b>
<b>Email Address</b>	<b>michael_difilippo@gwinnett.k12.ga.us</b>
<b>Grades Served By School:</b>	<b>K - 5</b>

## School Demographic Trend Data by Subgroup - Elementary

Dyer ES	School Year				
	2009-10	2010-11	2011-12	2012-13	2013-14
<b>Student Enrollment</b>	<b>863</b>	<b>903</b>	<b>904</b>	<b>785</b>	
<b>American Indian</b>	0.8%	0.8%	0.7%	0.5%	
<b>Asian /Pacific Islander</b>	6.1%	6.8%	6.0%	5.9%	
<b>Pacific Islander (reported beginning 2012-2013)</b>				0.3%	
<b>Black</b>	27.7%	26.8%	25.8%	24.6%	
<b>Hispanic</b>	19.4%	21.3%	21.3%	22.0%	
<b>Multi-Ethnic</b>	3.9%	4.5%	5.0%	5.0%	
<b>White</b>	42.1%	39.9%	41.3%	41.8%	
<b>ESOL: Percent Enrolled</b>	5.0%	5.0%	8.0%	12.0%	
<b>SPED: Percent Enrolled</b>	20.0%	21.0%	22.0%	17.0%	
<b>F/R Lunch: Percent Eligible</b>	37.0%	43.0%	44.0%	43.0%	
<b>Average Student Attendance</b>	<b>96.8%</b>	<b>96.7%</b>	<b>96.7%</b>	<b>96.5%</b>	



# College and Career Ready Performance Index (CCRPI)

Dr. John D. Barge *State School Superintendent*



Dyer ES - 1052	CCRPI Score	Sum of Achievement, Progress, Achievement Gap, and Challenge Points				
		Achievement Points	Progress Points	Achievement Gap Points	Challenge Points	
					ED/EL/SWD Performance Points	Exceeding the Bar Points
CCRPI 2012	91.8	54.4	18.9	12.0	5.5	1.0
					6.5	
CCRPI 2013	85.6	52.8	16.3	10.0	5.5	1.0
					6.5	

## School Data Component - Elementary

<b>Name of School:</b>	<b>Ferguson ES</b>
<b>Street Address:</b>	<b>1755 Centerview Drive</b>
<b>City, State Zip Code:</b>	<b>Duluth, GA 30096</b>
<b>GA DOE School Facility Code:</b>	<b>667-1013</b>
<b>Designated School Contact Person:</b>	
<b>Name</b>	<b>Angelique Mitchell</b>
<b>Title</b>	<b>Principal</b>
<b>Telephone Number</b>	<b>678-245-5450</b>
<b>Fax Number</b>	<b>678-245-5448</b>
<b>Email Address</b>	<b>angelique_mitchell@gwinnett.k12.ga.us</b>
<b>Grades Served By School:</b>	<b>K - 5</b>

## School Demographic Trend Data by Subgroup - Elementary

Ferguson ES	School Year				
	2009-10	2010-11	2011-12	2012-13	2013-14
<b>Student Enrollment</b>		<b>1111</b>	<b>1058</b>	<b>955</b>	
<b>American Indian</b>		0.4%	0.2%	0.1%	
<b>Asian /Pacific Islander</b>		4.8%	4.9%	4.3%	
<b>Pacific Islander (reported beginning 2012-2013)</b>				0.0%	
<b>Black</b>		49.8%	50.7%	48.7%	
<b>Hispanic</b>		39.2%	38.2%	40.4%	
<b>Multi-Ethnic</b>		2.8%	2.6%	3.1%	
<b>White</b>		3.2%	3.4%	3.4%	
<b>ESOL: Percent Enrolled</b>		26.0%	28.0%	35.0%	
<b>SPED: Percent Enrolled</b>		14.0%	15.0%	10.0%	
<b>F/R Lunch: Percent Eligible</b>		89.0%	89.0%	91.0%	
<b>Average Student Attendance</b>		<b>95.4%</b>	<b>96.6%</b>	<b>96.3%</b>	



# College and Career Ready Performance Index (CCRPI)

Dr. John D. Barge *State School Superintendent*



Ferguson ES - 1013	CCRPI Score	Sum of Achievement, Progress, Achievement Gap, and Challenge Points				
		Achievement Points	Progress Points	Achievement Gap Points	Challenge Points	
					ED/EL/SWD Performance Points	Exceeding the Bar Points
CCRPI 2012	66.4	40.7	17.4	4.0	3.8	.5
					4.3	
CCRPI 2013	71.4	43.3	16.6	8.0	2.5	1.0
					3.5	



## School Data Component - Elementary

<b>Name of School:</b>	<b>Fort Daniel ES</b>
<b>Street Address:</b>	<b>1725 Auburn Road</b>
<b>City, State Zip Code:</b>	<b>Dacula, GA 30019</b>
<b>GA DOE School Facility Code:</b>	<b>667-0295</b>
<b>Designated School Contact Person:</b>	
<b>Name</b>	<b>Paul Willis</b>
<b>Title</b>	<b>Principal</b>
<b>Telephone Number</b>	<b>770-932-7400</b>
<b>Fax Number</b>	<b>770-271-5194</b>
<b>Email Address</b>	<b>paul_willis@gwinnett.k12.ga.us</b>
<b>Grades Served By School:</b>	<b>K - 5</b>

## School Demographic Trend Data by Subgroup - Elementary

Fort Daniel ES	School Year				
	2009-10	2010-11	2011-12	2012-13	2013-14
<b>Student Enrollment</b>	<b>719</b>	<b>692</b>	<b>695</b>	<b>625</b>	
<b>American Indian</b>	0.3%	0.1%	0.1%	0.0%	
<b>Asian /Pacific Islander</b>	3.6%	3.0%	3.9%	3.8%	
<b>Pacific Islander (reported beginning 2012-2013)</b>				0.0%	
<b>Black</b>	13.2%	13.0%	12.4%	12.5%	
<b>Hispanic</b>	13.6%	14.3%	15.3%	14.9%	
<b>Multi-Ethnic</b>	4.0%	4.2%	4.6%	5.6%	
<b>White</b>	65.2%	65.3%	63.7%	63.2%	
<b>ESOL: Percent Enrolled</b>	4.0%	3.0%	4.0%	9.0%	
<b>SPED: Percent Enrolled</b>	18.0%	20.0%	23.0%	13.0%	
<b>F/R Lunch: Percent Eligible</b>	26.0%	26.0%	29.0%	29.0%	
<b>Average Student Attendance</b>	<b>96.6%</b>	<b>96.8%</b>	<b>97.2%</b>	<b>96.7%</b>	



# College and Career Ready Performance Index (CCRPI)

Dr. John D. Barge *State School Superintendent*



Fort Daniel ES - 0295	CCRPI Score	Sum of Achievement, Progress, Achievement Gap, and Challenge Points				
		Achievement Points	Progress Points	Achievement Gap Points	Challenge Points	
					ED/EL/SWD Performance Points	Exceeding the Bar Points
CCRPI 2012	97.2	58.5	19.1	15.0	3.6	1.0
					4.6	
CCRPI 2013	97.1	58.7	18.3	15.0	4.1	1.0
					5.1	

## School Data Component - Elementary

<b>Name of School:</b>	<b>Freeman's Mill ES</b>
<b>Street Address:</b>	<b>2303 Old Peachtree Road</b>
<b>City, State Zip Code:</b>	<b>Lawrenceville, GA 30043</b>
<b>GA DOE School Facility Code:</b>	<b>667-0200</b>
<b>Designated School Contact Person:</b>	
<b>Name</b>	<b>Angie Pacholke</b>
<b>Title</b>	<b>Principal</b>
<b>Telephone Number</b>	<b>678-377-8955</b>
<b>Fax Number</b>	<b>678-377-8958</b>
<b>Email Address</b>	<b>angie_pacholke@gwinnett.k12.ga.us</b>
<b>Grades Served By School:</b>	<b>K - 5</b>

## School Demographic Trend Data by Subgroup - Elementary

Freeman's Mill ES	School Year				
	2009-10	2010-11	2011-12	2012-13	2013-14
<b>Student Enrollment</b>	<b>959</b>	<b>963</b>	<b>926</b>	<b>946</b>	
<b>American Indian</b>	0.5%	0.3%	0.1%	0.1%	
<b>Asian /Pacific Islander</b>	8.9%	9.1%	8.4%	7.9%	
<b>Pacific Islander (reported beginning 2012-2013)</b>				0.1%	
<b>Black</b>	17.8%	18.3%	18.0%	19.5%	
<b>Hispanic</b>	17.3%	16.4%	17.7%	16.4%	
<b>Multi-Ethnic</b>	3.9%	3.6%	4.0%	3.6%	
<b>White</b>	51.6%	52.2%	51.7%	52.4%	
<b>ESOL: Percent Enrolled</b>	6.0%	6.0%	8.0%	12.0%	
<b>SPED: Percent Enrolled</b>	15.0%	16.0%	17.0%	12.0%	
<b>F/R Lunch: Percent Eligible</b>	28.0%	29.0%	31.0%	34.0%	
<b>Average Student Attendance</b>	<b>96.9%</b>	<b>97.1%</b>	<b>97.2%</b>	<b>97.0%</b>	



# College and Career Ready Performance Index (CCRPI)

Dr. John D. Barge State School Superintendent



Freeman's Mill ES - 0200	CCRPI Score	Sum of Achievement, Progress, Achievement Gap, and Challenge Points				
		Achievement Points	Progress Points	Achievement Gap Points	Challenge Points	
					ED/EL/SWD Performance Points	Exceeding the Bar Points
CCRPI 2012	94.7	56.9	18.5	14.0	4.3	1.0
					5.3	
CCRPI 2013	94.1	57.1	16.9	15.0	4.1	1.0
					5.1	

## School Data Component - Elementary

<b>Name of School:</b>	<b>Grayson ES</b>
<b>Street Address:</b>	<b>460 Grayson Parkway</b>
<b>City, State Zip Code:</b>	<b>Grayson, GA 30017</b>
<b>GA DOE School Facility Code:</b>	<b>667-2052</b>
<b>Designated School Contact Person:</b>	
<b>Name</b>	<b>Chris Brown</b>
<b>Title</b>	<b>Principal</b>
<b>Telephone Number</b>	<b>770-963-7189</b>
<b>Fax Number</b>	<b>770-682-4151</b>
<b>Email Address</b>	<b>chris_brown@gwinnett.k12.ga.us</b>
<b>Grades Served By School:</b>	<b>K - 5</b>

## School Demographic Trend Data by Subgroup - Elementary

Grayson ES	School Year				
	2009-10	2010-11	2011-12	2012-13	2013-14
<b>Student Enrollment</b>	<b>789</b>	<b>853</b>	<b>869</b>	<b>809</b>	
<b>American Indian</b>	0.6%	0.4%	0.5%	0.5%	
<b>Asian /Pacific Islander</b>	6.6%	6.1%	6.4%	6.3%	
<b>Pacific Islander (reported beginning 2012-2013)</b>				0.2%	
<b>Black</b>	27.2%	27.7%	29.5%	28.1%	
<b>Hispanic</b>	8.5%	10.1%	9.8%	10.0%	
<b>Multi-Ethnic</b>	4.6%	4.7%	3.9%	3.8%	
<b>White</b>	52.5%	51.1%	49.9%	51.1%	
<b>ESOL: Percent Enrolled</b>	4.0%	4.0%	5.0%	9.0%	
<b>SPED: Percent Enrolled</b>	14.0%	16.0%	17.0%	11.0%	
<b>F/R Lunch: Percent Eligible</b>	31.0%	30.0%	33.0%	34.0%	
<b>Average Student Attendance</b>	<b>96.5%</b>	<b>97.0%</b>	<b>97.8%</b>	<b>97.1%</b>	



# College and Career Ready Performance Index (CCRPI)

Dr. John D. Barge *State School Superintendent*



Grayson ES - 2052	CCRPI Score	Sum of Achievement, Progress, Achievement Gap, and Challenge Points				
		Achievement Points	Progress Points	Achievement Gap Points	Challenge Points	
					ED/EL/SWD Performance Points	Exceeding the Bar Points
CCRPI 2012	88.2	53.9	18.7	10.0	4.6	1.0
					5.6	
CCRPI 2013	92.6	56.6	17.2	13.0	4.3	1.5
					5.8	

## School Data Component - Elementary

<b>Name of School:</b>	<b>Gwin Oaks ES</b>
<b>Street Address:</b>	<b>400 Gwin Oaks Drive</b>
<b>City, State Zip Code:</b>	<b>Lawrenceville, GA 30044</b>
<b>GA DOE School Facility Code:</b>	<b>667-0376</b>
<b>Designated School Contact Person:</b>	
<b>Name</b>	<b>Tonya Burnley</b>
<b>Title</b>	<b>Principal</b>
<b>Telephone Number</b>	<b>770-972-3110</b>
<b>Fax Number</b>	<b>770-982-6901</b>
<b>Email Address</b>	<b>tonya_burnley@gwinnett.k12.ga.us</b>
<b>Grades Served By School:</b>	<b>K - 5</b>

## School Demographic Trend Data by Subgroup - Elementary

Gwin Oaks ES	School Year				
	2009-10	2010-11	2011-12	2012-13	2013-14
<b>Student Enrollment</b>	<b>1054</b>	<b>996</b>	<b>986</b>	<b>990</b>	
<b>American Indian</b>	0.5%	0.5%	0.4%	0.6%	
<b>Asian /Pacific Islander</b>	17.4%	18.5%	19.7%	21.9%	
<b>Pacific Islander (reported beginning 2012-2013)</b>				0.1%	
<b>Black</b>	19.9%	21.0%	22.2%	22.5%	
<b>Hispanic</b>	24.1%	22.5%	20.7%	19.3%	
<b>Multi-Ethnic</b>	2.4%	3.6%	2.9%	2.3%	
<b>White</b>	35.8%	33.9%	34.1%	33.2%	
<b>ESOL: Percent Enrolled</b>	14.0%	15.0%	16.0%	22.0%	
<b>SPED: Percent Enrolled</b>	16.0%	16.0%	18.0%	11.0%	
<b>F/R Lunch: Percent Eligible</b>	40.0%	41.0%	42.0%	43.0%	
<b>Average Student Attendance</b>	<b>97.1%</b>	<b>97.5%</b>	<b>97.9%</b>	<b>97.0%</b>	



# College and Career Ready Performance Index (CCRPI)

Dr. John D. Barge *State School Superintendent*



Gwin Oaks ES - 0376	CCRPI Score	Sum of Achievement, Progress, Achievement Gap, and Challenge Points				
		Achievement Points	Progress Points	Achievement Gap Points	Challenge Points	
					ED/EL/SWD Performance Points	Exceeding the Bar Points
CCRPI 2012	95.3	56.4	18.9	14.0	5.5	.5
					6.0	
CCRPI 2013	96.9	58.2	18.0	14.0	5.7	1.0
					6.7	



## School Data Component - Elementary

<b>Name of School:</b>	<b>Harbins ES</b>
<b>Street Address:</b>	<b>3550 New Hope Road</b>
<b>City, State Zip Code:</b>	<b>Dacula, GA 30019</b>
<b>GA DOE School Facility Code:</b>	<b>667-0196</b>
<b>Designated School Contact Person:</b>	
<b>Name</b>	<b>Dr. Cindy Truett</b>
<b>Title</b>	<b>Principal</b>
<b>Telephone Number</b>	<b>770-682-4270</b>
<b>Fax Number</b>	<b>770-682-4285</b>
<b>Email Address</b>	<b>cindy_truett@gwinnett.k12.ga.us</b>
<b>Grades Served By School:</b>	<b>K - 5</b>

## School Demographic Trend Data by Subgroup - Elementary

Harbins ES	School Year				
	2009-10	2010-11	2011-12	2012-13	2013-14
<b>Student Enrollment</b>	<b>952</b>	<b>901</b>	<b>905</b>	<b>850</b>	
<b>American Indian</b>	0.3%	0.3%	0.1%	0.0%	
<b>Asian /Pacific Islander</b>	3.7%	2.9%	4.4%	4.4%	
<b>Pacific Islander (reported beginning 2012-2013)</b>				0.0%	
<b>Black</b>	15.7%	16.4%	18.6%	16.1%	
<b>Hispanic</b>	13.9%	11.7%	10.8%	10.8%	
<b>Multi-Ethnic</b>	3.5%	3.6%	4.9%	5.2%	
<b>White</b>	63.0%	65.1%	61.2%	63.5%	
<b>ESOL: Percent Enrolled</b>	5.0%	5.0%	8.0%	9.0%	
<b>SPED: Percent Enrolled</b>	20.0%	21.0%	21.0%	17.0%	
<b>F/R Lunch: Percent Eligible</b>	34.0%	33.0%	36.0%	36.0%	
<b>Average Student Attendance</b>	<b>96.3%</b>	<b>96.7%</b>	<b>97.3%</b>	<b>96.7%</b>	



# College and Career Ready Performance Index (CCRPI)

Dr. John D. Barge State School Superintendent




Harbins ES - 1096	CCRPI Score	Sum of Achievement, Progress, Achievement Gap, and Challenge Points				
		Achievement Points	Progress Points	Achievement Gap Points	Challenge Points	
					ED/EL/SWD Performance Points	Exceeding the Bar Points
CCRPI 2012	90.9	54.8	18.2	12.0	4.9	1.0
					5.9	
CCRPI 2013	89.9	54.5	18.7	10.0	5.2	1.5
					6.7	

## School Data Component - Elementary

<b>Name of School:</b>	<b>Harmony ES</b>
<b>Street Address:</b>	<b>3946 S. Bogan Road</b>
<b>City, State Zip Code:</b>	<b>Buford, GA 30519</b>
<b>GA DOE School Facility Code:</b>	<b>667-2054</b>
<b>Designated School Contact Person:</b>	
<b>Name</b>	<b>Anne Marie Keskonis</b>
<b>Title</b>	<b>Principal</b>
<b>Telephone Number</b>	<b>770-945-7272</b>
<b>Fax Number</b>	<b>770-932-7497</b>
<b>Email Address</b>	<b>anne_marie_keskonis@gwinnett.k12.ga.us</b>
<b>Grades Served By School:</b>	<b>K - 5</b>

## School Demographic Trend Data by Subgroup - Elementary

Harmony ES	School Year				
	2009-10	2010-11	2011-12	2012-13	2013-14
<b>Student Enrollment</b>	<b>682</b>	<b>659</b>	<b>615</b>	<b>592</b>	
<b>American Indian</b>	0.1%	0.0%	0.0%	0.0%	
<b>Asian /Pacific Islander</b>	10.0%	9.4%	7.6%	9.1%	
<b>Pacific Islander (reported beginning 2012-2013)</b>				0.0%	
<b>Black</b>	11.0%	13.8%	14.3%	14.9%	
<b>Hispanic</b>	17.0%	14.9%	15.3%	15.2%	
<b>Multi-Ethnic</b>	5.9%	5.2%	4.9%	4.9%	
<b>White</b>	56.0%	56.8%	57.9%	55.9%	
<b>ESOL: Percent Enrolled</b>	10.0%	9.0%	10.0%	18.0%	
<b>SPED: Percent Enrolled</b>	14.0%	13.0%	14.0%	13.0%	
<b>F/R Lunch: Percent Eligible</b>	27.0%	32.0%	31.0%	34.0%	
<b>Average Student Attendance</b>	<b>96.3%</b>	<b>96.8%</b>	<b>97.5%</b>	<b>96.8%</b>	



# College and Career Ready Performance Index (CCRPI)

Dr. John D. Barge *State School Superintendent*



Harmony ES - 2054	CCRPI Score	Sum of Achievement, Progress, Achievement Gap, and Challenge Points				
		Achievement Points	Progress Points	Achievement Gap Points	Challenge Points	
					ED/EL/SWD Performance Points	Exceeding the Bar Points
CCRPI 2012	87.7	53.2	18.3	10.0	4.7	1.5
					6.2	
CCRPI 2013	88.6	56.1	17.1	10.0	4.9	0.5
					5.4	

## School Data Component - Elementary

<b>Name of School:</b>	<b>Harris ES</b>
<b>Street Address:</b>	<b>3123 Clairborne Drive NW</b>
<b>City, State Zip Code:</b>	<b>Duluth, GA 30096</b>
<b>GA DOE School Facility Code:</b>	<b>667-3054</b>
<b>Designated School Contact Person:</b>	
<b>Name</b>	<b>Dr. Lauri Burton</b>
<b>Title</b>	<b>Principal</b>
<b>Telephone Number</b>	<b>770-476-2241</b>
<b>Fax Number</b>	<b>770-232-3258</b>
<b>Email Address</b>	<b>lauri_burton@gwinnett.k12.ga.us</b>
<b>Grades Served By School:</b>	<b>K - 5</b>

## School Demographic Trend Data by Subgroup - Elementary

Harris ES	School Year				
	2009-10	2010-11	2011-12	2012-13	2013-14
<b>Student Enrollment</b>	<b>749</b>	<b>720</b>	<b>815</b>	<b>783</b>	
<b>American Indian</b>	0.3%	0.4%	0.2%	0.5%	
<b>Asian /Pacific Islander</b>	15.8%	15.0%	18.2%	18.1%	
<b>Pacific Islander (reported beginning 2012-2013)</b>				0.0%	
<b>Black</b>	16.7%	18.8%	16.6%	18.5%	
<b>Hispanic</b>	37.4%	34.3%	33.0%	34.4%	
<b>Multi-Ethnic</b>	5.1%	4.3%	4.3%	3.2%	
<b>White</b>	24.8%	27.2%	27.7%	25.3%	
<b>ESOL: Percent Enrolled</b>	17.0%	16.0%	18.0%	34.0%	
<b>SPED: Percent Enrolled</b>	14.0%	14.0%	14.0%	15.0%	
<b>F/R Lunch: Percent Eligible</b>	60.0%	65.0%	66.0%	69.0%	
<b>Average Student Attendance</b>	<b>96.8%</b>	<b>97.0%</b>	<b>97.2%</b>	<b>96.5%</b>	



# College and Career Ready Performance Index (CCRPI)

Dr. John D. Barge State School Superintendent



Harris ES - 3054	CCRPI Score	Sum of Achievement, Progress, Achievement Gap, and Challenge Points				
		Achievement Points	Progress Points	Achievement Gap Points	Challenge Points	
					ED/EL/SWD Performance Points	Exceeding the Bar Points
CCRPI 2012	93.8	55.3	19.0	12.0	7.0	.5
					7.5	
CCRPI 2013	91.9	54.8	18.8	10.0	7.8	0.5
					8.3	

## School Data Component - Elementary

<b>Name of School:</b>	<b>Head ES</b>
<b>Street Address:</b>	<b>1801 Hewatt Road</b>
<b>City, State Zip Code:</b>	<b>Lilburn, GA 30047</b>
<b>GA DOE School Facility Code:</b>	<b>667-0180</b>
<b>Designated School Contact Person:</b>	
<b>Name</b>	<b>Christine Knox</b>
<b>Title</b>	<b>Principal</b>
<b>Telephone Number</b>	<b>770-972-8050</b>
<b>Fax Number</b>	<b>770-736-4498</b>
<b>Email Address</b>	<b>christine_knox@gwinnett.k12.ga.us</b>
<b>Grades Served By School:</b>	<b>K - 5</b>

## School Demographic Trend Data by Subgroup - Elementary

Head ES	School Year				
	2009-10	2010-11	2011-12	2012-13	2013-14
<b>Student Enrollment</b>	<b>636</b>	<b>630</b>	<b>621</b>	<b>561</b>	
<b>American Indian</b>	0.3%	0.2%	0.2%	0.2%	
<b>Asian /Pacific Islander</b>	9.0%	9.2%	10.6%	11.4%	
<b>Pacific Islander (reported beginning 2012-2013)</b>				0.5%	
<b>Black</b>	23.6%	24.1%	22.7%	22.8%	
<b>Hispanic</b>	10.5%	11.1%	11.9%	11.4%	
<b>Multi-Ethnic</b>	4.9%	3.8%	4.3%	4.1%	
<b>White</b>	51.7%	51.6%	50.2%	49.6%	
<b>ESOL: Percent Enrolled</b>	3.0%	3.0%	4.0%	8.0%	
<b>SPED: Percent Enrolled</b>	23.0%	26.0%	28.0%	17.0%	
<b>F/R Lunch: Percent Eligible</b>	24.0%	28.0%	33.0%	34.0%	
<b>Average Student Attendance</b>	<b>96.7%</b>	<b>96.7%</b>	<b>97.1%</b>	<b>97.0%</b>	



# College and Career Ready Performance Index (CCRPI)

Dr. John D. Barge *State School Superintendent*



Head ES - 0180	CCRPI Score	Sum of Achievement, Progress, Achievement Gap, and Challenge Points				
		Achievement Points	Progress Points	Achievement Gap Points	Challenge Points	
					ED/EL/SWD Performance Points	Exceeding the Bar Points
CCRPI 2012	98.2	58.2	20.4	14.0	4.6	1.0
					5.6	
CCRPI 2013	96.2	58.5	19.1	13.0	4.6	1.0
					5.6	



## School Data Component - Elementary

<b>Name of School:</b>	<b>Hopkins ES</b>
<b>Street Address:</b>	<b>1315 Dickens Road</b>
<b>City, State Zip Code:</b>	<b>Lilburn, GA 30047</b>
<b>GA DOE School Facility Code:</b>	<b>667-0285</b>
<b>Designated School Contact Person:</b>	
<b>Name</b>	<b>Tamara Candis</b>
<b>Title</b>	<b>Principal</b>
<b>Telephone Number</b>	<b>770-564-2661</b>
<b>Fax Number</b>	<b>770-931-7010</b>
<b>Email Address</b>	<b>tamara_candis@gwinnett.k12.ga.us</b>
<b>Grades Served By School:</b>	<b>K - 5</b>

## School Demographic Trend Data by Subgroup - Elementary

Hopkins ES	School Year				
	2009-10	2010-11	2011-12	2012-13	2013-14
<b>Student Enrollment</b>	<b>2024</b>	<b>1897</b>	<b>1873</b>	<b>1858</b>	
<b>American Indian</b>	0.7%	0.5%	0.3%	0.2%	
<b>Asian /Pacific Islander</b>	6.2%	6.0%	5.6%	5.5%	
<b>Pacific Islander (reported beginning 2012-2013)</b>				0.0%	
<b>Black</b>	19.5%	22.6%	20.8%	19.4%	
<b>Hispanic</b>	68.0%	65.5%	67.1%	69.2%	
<b>Multi-Ethnic</b>	1.9%	2.1%	2.2%	1.7%	
<b>White</b>	3.8%	3.4%	4.1%	4.0%	
<b>ESOL: Percent Enrolled</b>	36.0%	33.0%	40.0%	52.0%	
<b>SPED: Percent Enrolled</b>	10.0%	11.0%	12.0%	11.0%	
<b>F/R Lunch: Percent Eligible</b>	93.0%	94.0%	94.0%	96.0%	
<b>Average Student Attendance</b>	<b>96.0%</b>	<b>96.0%</b>	<b>96.5%</b>	<b>95.6%</b>	



# College and Career Ready Performance Index (CCRPI)

Dr. John D. Barge State School Superintendent



Hopkins ES - 0285	CCRPI Score	Sum of Achievement, Progress, Achievement Gap, and Challenge Points				
		Achievement Points	Progress Points	Achievement Gap Points	Challenge Points	
					ED/EL/SWD Performance Points	Exceeding the Bar Points
CCRPI 2012	71.6	40.9	16.0	9.0	5.2	.5
					5.7	
CCRPI 2013	61.2	41.4	15.3	4.0	0.0	0.5
					.5	

## School Data Component - Elementary

<b>Name of School:</b>	<b>Ivy Creek ES</b>
<b>Street Address:</b>	<b>3443 Ridge Road</b>
<b>City, State Zip Code:</b>	<b>Buford, GA 30519</b>
<b>GA DOE School Facility Code:</b>	<b>667-0305</b>
<b>Designated School Contact Person:</b>	
<b>Name</b>	<b>Laura Callahan</b>
<b>Title</b>	<b>Principal</b>
<b>Telephone Number</b>	<b>678-714-3655</b>
<b>Fax Number</b>	<b>678-714-3657</b>
<b>Email Address</b>	<b>laura_callahan@gwinnett.k12.ga.us</b>
<b>Grades Served By School:</b>	<b>K - 5</b>

## School Demographic Trend Data by Subgroup - Elementary

Ivy Creek ES	School Year				
	2009-10	2010-11	2011-12	2012-13	2013-14
<b>Student Enrollment</b>	<b>941</b>	<b>959</b>	<b>975</b>	<b>882</b>	
<b>American Indian</b>	0.4%	0.4%	0.3%	0.2%	
<b>Asian /Pacific Islander</b>	9.0%	9.9%	9.6%	9.5%	
<b>Pacific Islander (reported beginning 2012-2013)</b>				0.1%	
<b>Black</b>	10.5%	13.3%	14.2%	15.1%	
<b>Hispanic</b>	18.4%	16.7%	16.2%	15.8%	
<b>Multi-Ethnic</b>	3.3%	3.2%	4.1%	3.7%	
<b>White</b>	58.3%	56.4%	55.6%	55.6%	
<b>ESOL: Percent Enrolled</b>	11.0%	11.0%	11.0%	17.0%	
<b>SPED: Percent Enrolled</b>	9.0%	12.0%	13.0%	8.0%	
<b>F/R Lunch: Percent Eligible</b>	30.0%	33.0%	33.0%	33.0%	
<b>Average Student Attendance</b>	<b>96.2%</b>	<b>96.5%</b>	<b>97.1%</b>	<b>96.0%</b>	



# College and Career Ready Performance Index (CCRPI)

Dr. John D. Barge *State School Superintendent*



Ivy Creek ES - 0305	CCRPI Score	Sum of Achievement, Progress, Achievement Gap, and Challenge Points				
		Achievement Points	Progress Points	Achievement Gap Points	Challenge Points	
					ED/EL/SWD Performance Points	Exceeding the Bar Points
CCRPI 2012	86.1	52.6	18.7	10.0	3.8	1.0
					4.8	
CCRPI 2013	89.3	54.9	17.9	11.0	4.5	1.0
					5.5	

## School Data Component - Elementary

<b>Name of School:</b>	<b>Jackson ES</b>
<b>Street Address:</b>	<b>1970 Sever Road</b>
<b>City, State Zip Code:</b>	<b>Lawrenceville, GA 30043</b>
<b>GA DOE School Facility Code:</b>	<b>667-0395</b>
<b>Designated School Contact Person:</b>	
<b>Name</b>	<b>Dr. Ruth Markham</b>
<b>Title</b>	<b>Principal</b>
<b>Telephone Number</b>	<b>770-682-4200</b>
<b>Fax Number</b>	<b>770-513-6858</b>
<b>Email Address</b>	<b>ruth_markham@gwinnett.k12.ga.us</b>
<b>Grades Served By School:</b>	<b>K - 5</b>

## School Demographic Trend Data by Subgroup - Elementary

Jackson ES	School Year				
	2009-10	2010-11	2011-12	2012-13	2013-14
<b>Student Enrollment</b>	<b>1799</b>	<b>1764</b>	<b>1667</b>	<b>1608</b>	
<b>American Indian</b>	0.3%	0.5%	0.6%	0.5%	
<b>Asian /Pacific Islander</b>	16.2%	16.3%	15.8%	15.9%	
<b>Pacific Islander (reported beginning 2012-2013)</b>				0.1%	
<b>Black</b>	21.4%	21.9%	24.2%	25.3%	
<b>Hispanic</b>	30.0%	32.5%	32.6%	32.8%	
<b>Multi-Ethnic</b>	3.8%	3.3%	3.4%	3.1%	
<b>White</b>	28.2%	25.5%	23.5%	22.3%	
<b>ESOL: Percent Enrolled</b>	17.0%	19.0%	24.0%	30.0%	
<b>SPED: Percent Enrolled</b>	10.0%	10.0%	10.0%	12.0%	
<b>F/R Lunch: Percent Eligible</b>	48.0%	52.0%	55.0%	57.0%	
<b>Average Student Attendance</b>	<b>96.5%</b>	<b>96.8%</b>	<b>97.1%</b>	<b>96.4%</b>	



# College and Career Ready Performance Index (CCRPI)

Dr. John D. Barge *State School Superintendent*



Jackson ES - 0395	CCRPI Score	Sum of Achievement, Progress, Achievement Gap, and Challenge Points				
		Achievement Points	Progress Points	Achievement Gap Points	Challenge Points	
					ED/EL/SWD Performance Points	Exceeding the Bar Points
CCRPI 2012	81.0	50.8	17.4	6.0	6.3	.5
					6.8	
CCRPI 2013	82.4	52.1	17.0	8.0	4.3	1.0
					5.3	

## School Data Component - Elementary

<b>Name of School:</b>	<b>Jenkins ES</b>
<b>Street Address:</b>	<b>12 Village Way</b>
<b>City, State Zip Code:</b>	<b>Lawrenceville, GA 30046</b>
<b>GA DOE School Facility Code:</b>	<b>667-1015</b>
<b>Designated School Contact Person:</b>	
<b>Name</b>	<b>Dr. Dot Schoeller</b>
<b>Title</b>	<b>Principal</b>
<b>Telephone Number</b>	<b>678-407-8900</b>
<b>Fax Number</b>	<b>678-407-8904</b>
<b>Email Address</b>	<b>dot_schoeller@gwinnett.k12.ga.us</b>
<b>Grades Served By School:</b>	<b>K - 5</b>

## School Demographic Trend Data by Subgroup - Elementary

Jenkins ES	School Year				
	2009-10	2010-11	2011-12	2012-13	2013-14
<b>Student Enrollment</b>		<b>1036</b>	<b>1016</b>	<b>996</b>	
<b>American Indian</b>		0.3%	0.2%	0.2%	
<b>Asian /Pacific Islander</b>		3.0%	3.5%	4.3%	
<b>Pacific Islander (reported beginning 2012-2013)</b>				0.1%	
<b>Black</b>		44.9%	45.6%	45.3%	
<b>Hispanic</b>		38.8%	37.3%	37.3%	
<b>Multi-Ethnic</b>		2.3%	2.7%	2.4%	
<b>White</b>		10.7%	10.7%	10.3%	
<b>ESOL: Percent Enrolled</b>		26.0%	28.0%	35.0%	
<b>SPED: Percent Enrolled</b>		10.0%	9.0%	8.0%	
<b>F/R Lunch: Percent Eligible</b>		87.0%	87.0%	88.0%	
<b>Average Student Attendance</b>		<b>96.4%</b>	<b>97.0%</b>	<b>96.7%</b>	



# College and Career Ready Performance Index (CCRPI)

Dr. John D. Barge State School Superintendent



Jenkins ES - 1015	CCRPI Score	Sum of Achievement, Progress, Achievement Gap, and Challenge Points				
		Achievement Points	Progress Points	Achievement Gap Points	Challenge Points	
					ED/EL/SWD Performance Points	Exceeding the Bar Points
CCRPI 2012	89.4	50.6	19.3	10.0	8.5	1.0
					9.5	
CCRPI 2013	89.7	50.0	19.1	11.0	9.1	0.5
					9.6	



## School Data Component - Elementary

<b>Name of School:</b>	<b>Kanoheda ES</b>
<b>Street Address:</b>	<b>1025 Herrington Road</b>
<b>City, State Zip Code:</b>	<b>Lawrenceville, GA 30044</b>
<b>GA DOE School Facility Code:</b>	<b>667-0495</b>
<b>Designated School Contact Person:</b>	
<b>Name</b>	<b>Debra Scott</b>
<b>Title</b>	<b>Principal</b>
<b>Telephone Number</b>	<b>770-682-4221</b>
<b>Fax Number</b>	<b>770-682-4266</b>
<b>Email Address</b>	<b>debra_scott@gwinnett.k12.ga.us</b>
<b>Grades Served By School:</b>	<b>K - 5</b>

## School Demographic Trend Data by Subgroup - Elementary

Kanoheda ES	School Year				
	2009-10	2010-11	2011-12	2012-13	2013-14
<b>Student Enrollment</b>	<b>1289</b>	<b>1144</b>	<b>1151</b>	<b>1118</b>	
<b>American Indian</b>	0.6%	0.4%	0.3%	0.3%	
<b>Asian /Pacific Islander</b>	4.7%	5.3%	4.5%	4.1%	
<b>Pacific Islander (reported beginning 2012-2013)</b>				0.0%	
<b>Black</b>	35.3%	31.6%	34.3%	36.0%	
<b>Hispanic</b>	51.4%	53.1%	51.6%	51.4%	
<b>Multi-Ethnic</b>	3.3%	4.2%	3.1%	2.8%	
<b>White</b>	4.7%	5.4%	6.2%	5.4%	
<b>ESOL: Percent Enrolled</b>	24.0%	30.0%	30.0%	38.0%	
<b>SPED: Percent Enrolled</b>	10.0%	13.0%	15.0%	12.0%	
<b>F/R Lunch: Percent Eligible</b>	89.0%	93.0%	92.0%	93.0%	
<b>Average Student Attendance</b>	<b>96.1%</b>	<b>96.4%</b>	<b>96.8%</b>	<b>96.2%</b>	



# College and Career Ready Performance Index (CCRPI)

Dr. John D. Barge *State School Superintendent*



Kanheda ES - 0495	CCRPI Score	Sum of Achievement, Progress, Achievement Gap, and Challenge Points				
		Achievement Points	Progress Points	Achievement Gap Points	Challenge Points	
					ED/EL/SWD Performance Points	Exceeding the Bar Points
CCRPI 2012	80.8	48.0	18.5	5.0	8.8	.5
					9.3	
CCRPI 2013	74.5	46.9	16.3	5.0	5.8	0.5
					6.3	

## School Data Component - Elementary

<b>Name of School:</b>	<b>Knight ES</b>
<b>Street Address:</b>	<b>401 N. River Road</b>
<b>City, State Zip Code:</b>	<b>Lilburn, GA 30047</b>
<b>GA DOE School Facility Code:</b>	<b>667-0275</b>
<b>Designated School Contact Person:</b>	
<b>Name</b>	<b>Toni Ferguson</b>
<b>Title</b>	<b>Principal</b>
<b>Telephone Number</b>	<b>770-921-2400</b>
<b>Fax Number</b>	<b>770-806-3876</b>
<b>Email Address</b>	<b>toni_ferguson@gwinnett.k12.ga.us</b>
<b>Grades Served By School:</b>	<b>K - 5</b>

## School Demographic Trend Data by Subgroup - Elementary

	School Year				
	2009-10	2010-11	2011-12	2012-13	2013-14
<b>Student Enrollment</b>	<b>727</b>	<b>755</b>	<b>779</b>	<b>736</b>	
<b>American Indian</b>	0.3%	0.3%	0.4%	0.1%	
<b>Asian /Pacific Islander</b>	16.3%	14.8%	15.3%	14.8%	
<b>Pacific Islander (reported beginning 2012-2013)</b>				0.1%	
<b>Black</b>	21.2%	22.9%	23.7%	22.1%	
<b>Hispanic</b>	32.2%	33.4%	32.3%	35.2%	
<b>Multi-Ethnic</b>	3.0%	2.9%	4.0%	3.7%	
<b>White</b>	27.0%	25.7%	24.3%	23.9%	
<b>ESOL: Percent Enrolled</b>	15.0%	17.0%	23.0%	33.0%	
<b>SPED: Percent Enrolled</b>	12.0%	12.0%	13.0%	14.0%	
<b>F/R Lunch: Percent Eligible</b>	62.0%	66.0%	70.0%	69.0%	
<b>Average Student Attendance</b>	<b>97.1%</b>	<b>97.4%</b>	<b>97.3%</b>	<b>96.5%</b>	



# College and Career Ready Performance Index (CCRPI)

Dr. John D. Barge State School Superintendent



Knight ES - 0275	CCRPI Score	Sum of Achievement, Progress, Achievement Gap, and Challenge Points				
		Achievement Points	Progress Points	Achievement Gap Points	Challenge Points	
					ED/EL/SWD Performance Points	Exceeding the Bar Points
CCRPI 2012	90.2	54.1	18.5	9.0	7.6	1.0
					8.6	
CCRPI 2013	87.4	51.6	17.7	10.0	7.1	1.0
					8.1	

## School Data Component - Elementary

<b>Name of School:</b>	<b>Lawrenceville ES</b>
<b>Street Address:</b>	<b>122 Gwinnett Drive</b>
<b>City, State Zip Code:</b>	<b>Lawrenceville, GA 30045</b>
<b>GA DOE School Facility Code:</b>	<b>667-5054</b>
<b>Designated School Contact Person:</b>	
<b>Name</b>	<b>Lisa Marie Johnson</b>
<b>Title</b>	<b>Principal</b>
<b>Telephone Number</b>	<b>770-963-1813</b>
<b>Fax Number</b>	<b>770-513-6741</b>
<b>Email Address</b>	<b>lisa_marie_johnson@gwinnett.k12.ga.us</b>
<b>Grades Served By School:</b>	<b>K - 5</b>

## School Demographic Trend Data by Subgroup - Elementary

Lawrenceville ES	School Year				
	2009-10	2010-11	2011-12	2012-13	2013-14
<b>Student Enrollment</b>	<b>1029</b>	<b>808</b>	<b>819</b>	<b>768</b>	
<b>American Indian</b>	0.0%	0.1%	0.2%	0.1%	
<b>Asian /Pacific Islander</b>	4.7%	5.0%	4.9%	5.1%	
<b>Pacific Islander (reported beginning 2012-2013)</b>				0.0%	
<b>Black</b>	44.2%	48.4%	48.0%	49.3%	
<b>Hispanic</b>	32.2%	30.9%	32.2%	32.0%	
<b>Multi-Ethnic</b>	3.1%	3.2%	3.3%	3.9%	
<b>White</b>	15.8%	12.4%	11.4%	9.5%	
<b>ESOL: Percent Enrolled</b>	23.0%	21.0%	23.0%	30.0%	
<b>SPED: Percent Enrolled</b>	12.0%	15.0%	15.0%	11.0%	
<b>F/R Lunch: Percent Eligible</b>	92.0%	93.0%	92.0%	93.0%	
<b>Average Student Attendance</b>	<b>96.5%</b>	<b>96.2%</b>	<b>96.7%</b>	<b>96.0%</b>	



# College and Career Ready Performance Index (CCRPI)

Dr. John D. Barge State School Superintendent



Lawrenceville ES - 5054	CCRPI Score	Sum of Achievement, Progress, Achievement Gap, and Challenge Points				
		Achievement Points	Progress Points	Achievement Gap Points	Challenge Points	
					ED/EL/SWD Performance Points	Exceeding the Bar Points
CCRPI 2012	77.5	43.6	17.3	7.0	8.6	1.0
					9.6	
CCRPI 2013	81.3	45.9	17.4	10.0	7.0	1.0
					8.0	

## School Data Component - Elementary

<b>Name of School:</b>	<b>Level Creek ES</b>
<b>Street Address:</b>	<b>4488 Tench Road</b>
<b>City, State Zip Code:</b>	<b>Suwanee, GA 30024</b>
<b>GA DOE School Facility Code:</b>	<b>667-1405</b>
<b>Designated School Contact Person:</b>	
<b>Name</b>	<b>Daniel Skelton</b>
<b>Title</b>	<b>Principal</b>
<b>Telephone Number</b>	<b>770-904-7950</b>
<b>Fax Number</b>	<b>770-904-7952</b>
<b>Email Address</b>	<b>daniel_skelton@gwinnett.k12.ga.us</b>
<b>Grades Served By School:</b>	<b>K - 5</b>

## School Demographic Trend Data by Subgroup - Elementary

Level Creek ES	School Year				
	2009-10	2010-11	2011-12	2012-13	2013-14
<b>Student Enrollment</b>	<b>1167</b>	<b>1066</b>	<b>1000</b>	<b>919</b>	
<b>American Indian</b>	0.1%	0.0%	0.0%	0.1%	
<b>Asian /Pacific Islander</b>	20.2%	12.9%	13.0%	13.4%	
<b>Pacific Islander (reported beginning 2012-2013)</b>				0.0%	
<b>Black</b>	10.5%	7.5%	8.0%	8.5%	
<b>Hispanic</b>	10.3%	6.5%	6.3%	6.2%	
<b>Multi-Ethnic</b>	4.8%	3.9%	4.8%	5.0%	
<b>White</b>	54.1%	69.2%	67.9%	66.8%	
<b>ESOL: Percent Enrolled</b>	7.0%	3.0%	5.0%	7.0%	
<b>SPED: Percent Enrolled</b>	10.0%	13.0%	13.0%	10.0%	
<b>F/R Lunch: Percent Eligible</b>	13.0%	6.0%	6.0%	7.0%	
<b>Average Student Attendance</b>	<b>96.8%</b>	<b>97.5%</b>	<b>98.0%</b>	<b>97.0%</b>	



# College and Career Ready Performance Index (CCRPI)

Dr. John D. Barge State School Superintendent



Level Creek ES - 1405	CCRPI Score	Sum of Achievement, Progress, Achievement Gap, and Challenge Points				
		Achievement Points	Progress Points	Achievement Gap Points	Challenge Points	
					ED/EL/SWD Performance Points	Exceeding the Bar Points
CCRPI 2012	93.9	58.4	18.0	15.0	2.0	.5
					2.5	
CCRPI 2013	93.0	58.5	17.4	15.0	2.1	0.0
					2.1	



## School Data Component - Elementary

<b>Name of School:</b>	<b>Lilburn ES</b>
<b>Street Address:</b>	<b>531 Lilburn School Road</b>
<b>City, State Zip Code:</b>	<b>Lilburn, GA 30047</b>
<b>GA DOE School Facility Code:</b>	<b>667-5554</b>
<b>Designated School Contact Person:</b>	
<b>Name</b>	<b>Wandy Taylor</b>
<b>Title</b>	<b>Principal</b>
<b>Telephone Number</b>	<b>770-921-7707</b>
<b>Fax Number</b>	<b>770-931-5627</b>
<b>Email Address</b>	<b>wandy_taylor@gwinnett.k12.ga.us</b>
<b>Grades Served By School:</b>	<b>K - 5</b>

## School Demographic Trend Data by Subgroup - Elementary

Lilburn ES	School Year				
	2009-10	2010-11	2011-12	2012-13	2013-14
<b>Student Enrollment</b>	<b>1391</b>	<b>1404</b>	<b>1454</b>	<b>1406</b>	
<b>American Indian</b>	0.0%	0.1%	0.0%	0.0%	
<b>Asian /Pacific Islander</b>	13.2%	13.0%	11.8%	12.4%	
<b>Pacific Islander (reported beginning 2012-2013)</b>				0.1%	
<b>Black</b>	17.8%	17.4%	19.5%	17.5%	
<b>Hispanic</b>	59.7%	61.0%	59.9%	61.2%	
<b>Multi-Ethnic</b>	2.1%	1.6%	2.4%	2.8%	
<b>White</b>	7.2%	6.8%	6.4%	5.8%	
<b>ESOL: Percent Enrolled</b>	34.0%	36.0%	42.0%	56.0%	
<b>SPED: Percent Enrolled</b>	14.0%	12.0%	12.0%	9.0%	
<b>F/R Lunch: Percent Eligible</b>	89.0%	90.0%	90.0%	91.0%	
<b>Average Student Attendance</b>	<b>96.1%</b>	<b>95.9%</b>	<b>96.3%</b>	<b>95.3%</b>	



# College and Career Ready Performance Index (CCRPI)

Dr. John D. Barge *State School Superintendent*




Lilburn ES - 5554	CCRPI Score	Sum of Achievement, Progress, Achievement Gap, and Challenge Points				
		Achievement Points	Progress Points	Achievement Gap Points	Challenge Points	
					ED/EL/SWD Performance Points	Exceeding the Bar Points
CCRPI 2012	85.9	47.1	16.9	12.0	9.4	.5
					9.9	
CCRPI 2013	76.6	46.3	16.8	6.0	7.0	0.5
					7.5	

## School Data Component - Elementary

<b>Name of School:</b>	<b>Lovin ES</b>
<b>Street Address:</b>	<b>1705 New Hope Road</b>
<b>City, State Zip Code:</b>	<b>Lawrenceville, GA 30045</b>
<b>GA DOE School Facility Code:</b>	<b>667-0210</b>
<b>Designated School Contact Person:</b>	
<b>Name</b>	<b>Dr. Janet Blanchette</b>
<b>Title</b>	<b>Principal</b>
<b>Telephone Number</b>	<b>678-518-6940</b>
<b>Fax Number</b>	<b>678-518-6975</b>
<b>Email Address</b>	<b>janet_blanchette@gwinnett.k12.ga.us</b>
<b>Grades Served By School:</b>	<b>K - 5</b>

## School Demographic Trend Data by Subgroup - Elementary

Lovin ES	School Year				
	2009-10	2010-11	2011-12	2012-13	2013-14
<b>Student Enrollment</b>	<b>848</b>	<b>865</b>	<b>882</b>	<b>805</b>	
<b>American Indian</b>	0.2%	0.3%	0.6%	0.9%	
<b>Asian /Pacific Islander</b>	4.0%	4.3%	3.5%	3.1%	
<b>Pacific Islander (reported beginning 2012-2013)</b>				0.1%	
<b>Black</b>	43.0%	43.7%	44.9%	45.6%	
<b>Hispanic</b>	21.9%	20.0%	20.0%	20.5%	
<b>Multi-Ethnic</b>	3.3%	3.4%	3.3%	3.2%	
<b>White</b>	27.5%	28.3%	27.8%	26.6%	
<b>ESOL: Percent Enrolled</b>	11.0%	10.0%	11.0%	17.0%	
<b>SPED: Percent Enrolled</b>	18.0%	19.0%	18.0%	10.0%	
<b>F/R Lunch: Percent Eligible</b>	57.0%	59.0%	59.0%	59.0%	
<b>Average Student Attendance</b>	<b>96.8%</b>	<b>97.0%</b>	<b>97.3%</b>	<b>96.9%</b>	



# College and Career Ready Performance Index (CCRPI)

Dr. John D. Barge State School Superintendent




Lovin ES - 0210	CCRPI Score	Sum of Achievement, Progress, Achievement Gap, and Challenge Points				
		Achievement Points	Progress Points	Achievement Gap Points	Challenge Points	
					ED/EL/SWD Performance Points	Exceeding the Bar Points
CCRPI 2012	85.1	51.8	17.9	8.0	6.4	1.0
					7.4	
CCRPI 2013	89.4	53.2	17.3	11.0	6.4	1.5
					7.9	

## School Data Component - Elementary

<b>Name of School:</b>	<b>Magill ES</b>
<b>Street Address:</b>	<b>3900 Brushy Fork Road</b>
<b>City, State Zip Code:</b>	<b>Loganville, GA 30052</b>
<b>GA DOE School Facility Code:</b>	<b>667-0397</b>
<b>Designated School Contact Person:</b>	
<b>Name</b>	<b>Crystal Collins</b>
<b>Title</b>	<b>Principal</b>
<b>Telephone Number</b>	<b>770-554-1030</b>
<b>Fax Number</b>	<b>770-554-1048</b>
<b>Email Address</b>	<b>crystal_collins@gwinnett.k12.ga.us</b>
<b>Grades Served By School:</b>	<b>K - 5</b>

## School Demographic Trend Data by Subgroup - Elementary

Magill ES	School Year				
	2009-10	2010-11	2011-12	2012-13	2013-14
<b>Student Enrollment</b>	<b>1509</b>	<b>1477</b>	<b>1400</b>	<b>1299</b>	
<b>American Indian</b>	0.4%	0.5%	0.5%	0.5%	
<b>Asian /Pacific Islander</b>	1.9%	1.8%	2.1%	1.7%	
<b>Pacific Islander (reported beginning 2012-2013)</b>				0.6%	
<b>Black</b>	40.4%	42.9%	44.2%	44.2%	
<b>Hispanic</b>	19.4%	20.3%	18.9%	21.5%	
<b>Multi-Ethnic</b>	5.5%	5.1%	4.9%	4.5%	
<b>White</b>	32.4%	29.5%	29.4%	27.1%	
<b>ESOL: Percent Enrolled</b>	9.0%	10.0%	11.0%	15.0%	
<b>SPED: Percent Enrolled</b>	13.0%	14.0%	15.0%	12.0%	
<b>F/R Lunch: Percent Eligible</b>	57.0%	60.0%	61.0%	65.0%	
<b>Average Student Attendance</b>	<b>96.6%</b>	<b>96.8%</b>	<b>97.2%</b>	<b>96.5%</b>	



# College and Career Ready Performance Index (CCRPI)

Dr. John D. Barge State School Superintendent



Magill ES - 0397	CCRPI Score	Sum of Achievement, Progress, Achievement Gap, and Challenge Points				
		Achievement Points	Progress Points	Achievement Gap Points	Challenge Points	
					ED/EL/SWD Performance Points	Exceeding the Bar Points
CCRPI 2012	73.7	46.0	18.2	5.0	4.0	.5
					4.5	
CCRPI 2013	69.3	47.5	16.4	4.0	0.9	0.5
					1.4	

## School Data Component - Elementary

<b>Name of School:</b>	<b>Mason ES</b>
<b>Street Address:</b>	<b>3030 Buntun Road</b>
<b>City, State Zip Code:</b>	<b>Duluth, GA 30096</b>
<b>GA DOE School Facility Code:</b>	<b>667-0298</b>
<b>Designated School Contact Person:</b>	
<b>Name</b>	<b>David W. Jones</b>
<b>Title</b>	<b>Principal</b>
<b>Telephone Number</b>	<b>770-232-3370</b>
<b>Fax Number</b>	<b>770-232-3372</b>
<b>Email Address</b>	<b>david_w_jones@gwinnett.k12.ga.us</b>
<b>Grades Served By School:</b>	<b>K - 5</b>

## School Demographic Trend Data by Subgroup - Elementary

Mason ES	School Year				
	2009-10	2010-11	2011-12	2012-13	2013-14
<b>Student Enrollment</b>	<b>1543</b>	<b>1272</b>	<b>1029</b>	<b>898</b>	
<b>American Indian</b>	0.1%	0.0%	0.1%	0.3%	
<b>Asian /Pacific Islander</b>	39.2%	34.6%	34.6%	36.5%	
<b>Pacific Islander (reported beginning 2012-2013)</b>				0.3%	
<b>Black</b>	25.2%	28.4%	29.1%	30.1%	
<b>Hispanic</b>	10.7%	12.3%	11.2%	9.9%	
<b>Multi-Ethnic</b>	3.5%	4.3%	4.2%	3.6%	
<b>White</b>	21.3%	20.4%	20.9%	19.3%	
<b>ESOL: Percent Enrolled</b>	13.0%	11.0%	12.0%	20.0%	
<b>SPED: Percent Enrolled</b>	15.0%	18.0%	22.0%	14.0%	
<b>F/R Lunch: Percent Eligible</b>	34.0%	44.0%	42.0%	41.0%	
<b>Average Student Attendance</b>	<b>96.5%</b>	<b>96.6%</b>	<b>96.9%</b>	<b>96.4%</b>	



# College and Career Ready Performance Index (CCRPI)

Dr. John D. Barge State School Superintendent



Mason ES - 0298	CCRPI Score	Sum of Achievement, Progress, Achievement Gap, and Challenge Points				
		Achievement Points	Progress Points	Achievement Gap Points	Challenge Points	
					ED/EL/SWD Performance Points	Exceeding the Bar Points
CCRPI 2012	89.9	53.7	19.1	11.0	5.6	.5
					6.1	
CCRPI 2013	90.0	54.4	18.1	11.0	5.5	1.0
					6.5	



## School Data Component - Elementary

<b>Name of School:</b>	<b>McKendree ES</b>
<b>Street Address:</b>	<b>1600 Riverside Parkway</b>
<b>City, State Zip Code:</b>	<b>Lawrenceville, GA 30043</b>
<b>GA DOE School Facility Code:</b>	<b>667-0289</b>
<b>Designated School Contact Person:</b>	
<b>Name</b>	<b>Dr. Loretta Denmark</b>
<b>Title</b>	<b>Principal</b>
<b>Telephone Number</b>	<b>678-377-8933</b>
<b>Fax Number</b>	<b>678-377-8915</b>
<b>Email Address</b>	<b>loretta_denmark@gwinnett.k12.ga.us</b>
<b>Grades Served By School:</b>	<b>K - 5</b>

## School Demographic Trend Data by Subgroup - Elementary

McKendree ES	School Year				
	2009-10	2010-11	2011-12	2012-13	2013-14
<b>Student Enrollment</b>	<b>1219</b>	<b>1183</b>	<b>1193</b>	<b>1118</b>	
<b>American Indian</b>	0.8%	0.7%	0.3%	0.2%	
<b>Asian /Pacific Islander</b>	7.4%	7.9%	7.7%	8.7%	
<b>Pacific Islander (reported beginning 2012-2013)</b>				0.0%	
<b>Black</b>	32.2%	35.1%	35.7%	33.5%	
<b>Hispanic</b>	25.1%	26.5%	27.3%	29.6%	
<b>Multi-Ethnic</b>	4.6%	4.4%	3.8%	3.9%	
<b>White</b>	29.9%	25.5%	25.1%	24.1%	
<b>ESOL: Percent Enrolled</b>	11.0%	9.0%	13.0%	19.0%	
<b>SPED: Percent Enrolled</b>	14.0%	14.0%	12.0%	11.0%	
<b>F/R Lunch: Percent Eligible</b>	54.0%	57.0%	59.0%	62.0%	
<b>Average Student Attendance</b>	<b>97.0%</b>	<b>97.0%</b>	<b>97.5%</b>	<b>96.8%</b>	



# College and Career Ready Performance Index (CCRPI)

Dr. John D. Barge State School Superintendent



McKendree ES - 0289	CCRPI Score	Sum of Achievement, Progress, Achievement Gap, and Challenge Points				
		Achievement Points	Progress Points	Achievement Gap Points	Challenge Points	
					ED/EL/SWD Performance Points	Exceeding the Bar Points
CCRPI 2012	85.2	50.3	17.3	10.0	6.6	1.0
					7.6	
CCRPI 2013	82.7	50.7	17.5	7.0	7.0	0.5
					7.5	

## School Data Component - Elementary

<b>Name of School:</b>	<b>Meadowcreek ES</b>
<b>Street Address:</b>	<b>5025 Georgia Belle Court</b>
<b>City, State Zip Code:</b>	<b>Norcross, GA 30093</b>
<b>GA DOE School Facility Code:</b>	<b>667-0199</b>
<b>Designated School Contact Person:</b>	
<b>Name</b>	<b>Dr. Juanita Daunoy</b>
<b>Title</b>	<b>Principal</b>
<b>Telephone Number</b>	<b>770-931-5701</b>
<b>Fax Number</b>	<b>770-931-5705</b>
<b>Email Address</b>	<b>juanita_daunoy@gwinnett.k12.ga.us</b>
<b>Grades Served By School:</b>	<b>K - 5</b>

## School Demographic Trend Data by Subgroup - Elementary

Meadowcreek ES	School Year				
	2009-10	2010-11	2011-12	2012-13	2013-14
<b>Student Enrollment</b>	<b>1253</b>	<b>1243</b>	<b>1287</b>	<b>1211</b>	
<b>American Indian</b>	0.6%	0.5%	0.3%	0.2%	
<b>Asian /Pacific Islander</b>	6.0%	6.3%	5.1%	5.7%	
<b>Pacific Islander (reported beginning 2012-2013)</b>				0.0%	
<b>Black</b>	22.7%	23.9%	24.9%	23.9%	
<b>Hispanic</b>	64.9%	62.7%	62.1%	64.9%	
<b>Multi-Ethnic</b>	2.2%	3.1%	3.4%	2.2%	
<b>White</b>	3.6%	3.6%	4.3%	3.1%	
<b>ESOL: Percent Enrolled</b>	39.0%	37.0%	41.0%	54.0%	
<b>SPED: Percent Enrolled</b>	15.0%	16.0%	16.0%	11.0%	
<b>F/R Lunch: Percent Eligible</b>	93.0%	93.0%	94.0%	95.0%	
<b>Average Student Attendance</b>	<b>96.0%</b>	<b>96.3%</b>	<b>96.8%</b>	<b>95.7%</b>	



# College and Career Ready Performance Index (CCRPI)

Dr. John D. Barge State School Superintendent



Meadowcreek ES - 0199	CCRPI Score	Sum of Achievement, Progress, Achievement Gap, and Challenge Points				
		Achievement Points	Progress Points	Achievement Gap Points	Challenge Points	
					ED/EL/SWD Performance Points	Exceeding the Bar Points
CCRPI 2012	87.4	45.8	18.0	14.0	9.1	.5
					9.6	
CCRPI 2013	77.6	46.1	17.6	5.0	8.4	0.5
					8.9	

## School Data Component - Elementary

<b>Name of School:</b>	<b>Minor ES</b>
<b>Street Address:</b>	<b>4129 Shady Drive</b>
<b>City, State Zip Code:</b>	<b>Lilburn, GA 30047</b>
<b>GA DOE School Facility Code:</b>	<b>667-0288</b>
<b>Designated School Contact Person:</b>	
<b>Name</b>	<b>Christina Wimmer</b>
<b>Title</b>	<b>Principal</b>
<b>Telephone Number</b>	<b>770-925-9543</b>
<b>Fax Number</b>	<b>770-931-7056</b>
<b>Email Address</b>	<b>christina_wimmer@gwinnett.k12.ga.us</b>
<b>Grades Served By School:</b>	<b>K - 5</b>

## School Demographic Trend Data by Subgroup - Elementary

Minor ES	School Year				
	2009-10	2010-11	2011-12	2012-13	2013-14
<b>Student Enrollment</b>	<b>1442</b>	<b>1209</b>	<b>1229</b>	<b>1113</b>	
<b>American Indian</b>	0.3%	0.2%	0.1%	0.1%	
<b>Asian /Pacific Islander</b>	13.5%	16.0%	14.8%	15.4%	
<b>Pacific Islander (reported beginning 2012-2013)</b>				0.2%	
<b>Black</b>	26.8%	27.5%	28.6%	28.6%	
<b>Hispanic</b>	50.1%	49.0%	48.2%	47.3%	
<b>Multi-Ethnic</b>	2.6%	1.9%	2.4%	2.6%	
<b>White</b>	6.6%	5.5%	6.0%	5.9%	
<b>ESOL: Percent Enrolled</b>	32.0%	29.0%	29.0%	47.0%	
<b>SPED: Percent Enrolled</b>	15.0%	17.0%	16.0%	11.0%	
<b>F/R Lunch: Percent Eligible</b>	84.0%	87.0%	87.0%	88.0%	
<b>Average Student Attendance</b>	<b>96.8%</b>	<b>96.9%</b>	<b>97.2%</b>	<b>96.7%</b>	



# College and Career Ready Performance Index (CCRPI)

Dr. John D. Barge State School Superintendent



Minor ES - 0288	CCRPI Score	Sum of Achievement, Progress, Achievement Gap, and Challenge Points				
		Achievement Points	Progress Points	Achievement Gap Points	Challenge Points	
					ED/EL/SWD Performance Points	Exceeding the Bar Points
CCRPI 2012	85.0	47.2	18.0	12.0	6.8	1.0
					7.8	
CCRPI 2013	80.8	49.0	17.9	6.0	7.4	0.5
					7.9	

## School Data Component - Elementary

<b>Name of School:</b>	<b>Mountain Park ES</b>
<b>Street Address:</b>	<b>1500 Pounds Road, SW</b>
<b>City, State Zip Code:</b>	<b>Lilburn, GA 30047</b>
<b>GA DOE School Facility Code:</b>	<b>667-2056</b>
<b>Designated School Contact Person:</b>	
<b>Name</b>	<b>Dr. Allan Gee</b>
<b>Title</b>	<b>Principal</b>
<b>Telephone Number</b>	<b>770-921-2224</b>
<b>Fax Number</b>	<b>770-931-7071</b>
<b>Email Address</b>	<b>allan_gee@gwinnett.k12.ga.us</b>
<b>Grades Served By School:</b>	<b>K - 5</b>

## School Demographic Trend Data by Subgroup - Elementary

Mountain Park ES	School Year				
	2009-10	2010-11	2011-12	2012-13	2013-14
<b>Student Enrollment</b>	<b>620</b>	<b>598</b>	<b>641</b>	<b>577</b>	
<b>American Indian</b>	0.5%	0.8%	0.6%	0.9%	
<b>Asian /Pacific Islander</b>	13.9%	13.0%	10.6%	10.7%	
<b>Pacific Islander (reported beginning 2012-2013)</b>				0.0%	
<b>Black</b>	21.8%	21.6%	25.6%	26.7%	
<b>Hispanic</b>	11.1%	12.2%	12.9%	14.0%	
<b>Multi-Ethnic</b>	8.1%	7.4%	5.8%	5.2%	
<b>White</b>	44.7%	45.0%	44.5%	42.5%	
<b>ESOL: Percent Enrolled</b>	8.0%	8.0%	10.0%	15.0%	
<b>SPED: Percent Enrolled</b>	13.0%	11.0%	12.0%	7.0%	
<b>F/R Lunch: Percent Eligible</b>	44.0%	47.0%	49.0%	51.0%	
<b>Average Student Attendance</b>	<b>96.6%</b>	<b>97.1%</b>	<b>97.2%</b>	<b>96.6%</b>	



# College and Career Ready Performance Index (CCRPI)

Dr. John D. Barge State School Superintendent



Mountain Park ES - 2056	CCRPI Score	Sum of Achievement, Progress, Achievement Gap, and Challenge Points				
		Achievement Points	Progress Points	Achievement Gap Points	Challenge Points	
					ED/EL/SWD Performance Points	Exceeding the Bar Points
CCRPI 2012	83.9	51.1	17.9	9.0	4.9	1.0
					5.9	
CCRPI 2013	78.4	51.7	15.2	7.0	4.0	0.5
					4.5	



## School Data Component - Elementary

<b>Name of School:</b>	<b>Mulberry ES</b>
<b>Street Address:</b>	<b>442 E. Union Grove Circle</b>
<b>City, State Zip Code:</b>	<b>Auburn, GA 30011</b>
<b>GA DOE School Facility Code:</b>	<b>667-0208</b>
<b>Designated School Contact Person:</b>	
<b>Name</b>	<b>Vivian Stranahan</b>
<b>Title</b>	<b>Principal</b>
<b>Telephone Number</b>	<b>678-226-7460</b>
<b>Fax Number</b>	<b>678-226-7467</b>
<b>Email Address</b>	<b>vivian_stranahan@gwinnett.k12.ga.us</b>
<b>Grades Served By School:</b>	<b>K - 5</b>

## School Demographic Trend Data by Subgroup - Elementary

Mulberry ES - 0208	School Year				
	2009-10	2010-11	2011-12	2012-13	2013-14
<b>Student Enrollment</b>	<b>604</b>	<b>642</b>	<b>646</b>	<b>546</b>	
<b>American Indian</b>	0.2%	0.0%	0.2%	0.0%	
<b>Asian /Pacific Islander</b>	2.0%	2.3%	2.6%	3.1%	
<b>Pacific Islander (reported beginning 2012-2013)</b>				0.0%	
<b>Black</b>	27.2%	26.3%	26.2%	27.5%	
<b>Hispanic</b>	14.7%	14.2%	12.5%	11.4%	
<b>Multi-Ethnic</b>	4.6%	3.9%	4.0%	4.4%	
<b>White</b>	51.3%	53.1%	54.5%	53.7%	
<b>ESOL: Percent Enrolled</b>	5.0%	4.0%	6.0%	10.0%	
<b>SPED: Percent Enrolled</b>	21.0%	23.0%	23.0%	15.0%	
<b>F/R Lunch: Percent Eligible</b>	35.0%	31.0%	32.0%	34.0%	
<b>Average Student Attendance</b>	<b>96.4%</b>	<b>96.7%</b>	<b>97.4%</b>	<b>96.4%</b>	



# College and Career Ready Performance Index (CCRPI)

Dr. John D. Barge State School Superintendent



Mulberry ES - 0208	CCRPI Score	Sum of Achievement, Progress, Achievement Gap, and Challenge Points				
		Achievement Points	Progress Points	Achievement Gap Points	Challenge Points	
					ED/EL/SWD Performance Points	Exceeding the Bar Points
CCRPI 2012	96.8	57.0	20.0	14.0	4.8	1.0
					5.8	
CCRPI 2013	93.0	56.0	18.1	13.0	4.9	1.0
					5.9	

## School Data Component - Elementary

<b>Name of School:</b>	<b>Nesbit ES</b>
<b>Street Address:</b>	<b>6575 Cherokee Drive</b>
<b>City, State Zip Code:</b>	<b>Tucker, GA 30084</b>
<b>GA DOE School Facility Code:</b>	<b>667-0294</b>
<b>Designated School Contact Person:</b>	
<b>Name</b>	<b>Clayborn Knight</b>
<b>Title</b>	<b>Principal</b>
<b>Telephone Number</b>	<b>770-414-2740</b>
<b>Fax Number</b>	<b>678-414-2757</b>
<b>Email Address</b>	<b>clayborn_knight@gwinnett.k12.ga.us</b>
<b>Grades Served By School:</b>	<b>K - 5</b>

## School Demographic Trend Data by Subgroup - Elementary

Nesbit ES	School Year				
	2009-10	2010-11	2011-12	2012-13	2013-14
<b>Student Enrollment</b>	<b>1741</b>	<b>1782</b>	<b>1885</b>	<b>1795</b>	
<b>American Indian</b>	0.5%	0.6%	0.3%	0.3%	
<b>Asian /Pacific Islander</b>	4.6%	4.4%	4.3%	4.8%	
<b>Pacific Islander (reported beginning 2012-2013)</b>				0.1%	
<b>Black</b>	18.6%	19.9%	23.1%	21.6%	
<b>Hispanic</b>	71.5%	70.9%	67.7%	68.7%	
<b>Multi-Ethnic</b>	1.1%	0.9%	1.5%	1.7%	
<b>White</b>	3.7%	3.3%	3.0%	2.8%	
<b>ESOL: Percent Enrolled</b>	49.0%	49.0%	48.0%	61.0%	
<b>SPED: Percent Enrolled</b>	10.0%	11.0%	13.0%	9.0%	
<b>F/R Lunch: Percent Eligible</b>	93.0%	93.0%	93.0%	95.0%	
<b>Average Student Attendance</b>	<b>95.9%</b>	<b>96.0%</b>	<b>96.7%</b>	<b>96.3%</b>	



# College and Career Ready Performance Index (CCRPI)

Dr. John D. Barge *State School Superintendent*



Nesbit ES - 0294	CCRPI Score	Sum of Achievement, Progress, Achievement Gap, and Challenge Points				
		Achievement Points	Progress Points	Achievement Gap Points	Challenge Points	
					ED/EL/SWD Performance Points	Exceeding the Bar Points
CCRPI 2012	71.4	41.2	17.3	6.0	6.4	.5
					6.9	
CCRPI 2013	78.3	41.3	16.7	12.0	7.8	0.5
					8.3	

## School Data Component - Elementary

<b>Name of School:</b>	<b>Norcross ES</b>
<b>Street Address:</b>	<b>150 Hunt Street</b>
<b>City, State Zip Code:</b>	<b>Norcross, GA 30071</b>
<b>GA DOE School Facility Code:</b>	<b>667-4056</b>
<b>Designated School Contact Person:</b>	
<b>Name</b>	<b>Dr. Dora Hill</b>
<b>Title</b>	<b>Principal</b>
<b>Telephone Number</b>	<b>770-448-2188</b>
<b>Fax Number</b>	<b>770-417-2492</b>
<b>Email Address</b>	<b>dora_hill@gwinnett.k12.ga.us</b>
<b>Grades Served By School:</b>	<b>K - 5</b>

## School Demographic Trend Data by Subgroup - Elementary

Norcross ES	School Year				
	2009-10	2010-11	2011-12	2012-13	2013-14
<b>Student Enrollment</b>	<b>1046</b>	<b>1119</b>	<b>1116</b>	<b>1140</b>	
<b>American Indian</b>	0.0%	0.0%	0.1%	0.0%	
<b>Asian /Pacific Islander</b>	9.0%	9.1%	7.9%	7.7%	
<b>Pacific Islander (reported beginning 2012-2013)</b>				0.1%	
<b>Black</b>	15.0%	18.1%	20.2%	21.2%	
<b>Hispanic</b>	69.5%	66.2%	66.0%	65.6%	
<b>Multi-Ethnic</b>	2.3%	2.3%	2.1%	1.7%	
<b>White</b>	4.2%	4.0%	3.8%	3.7%	
<b>ESOL: Percent Enrolled</b>	41.0%	43.0%	40.0%	53.0%	
<b>SPED: Percent Enrolled</b>	5.0%	5.0%	6.0%	6.0%	
<b>F/R Lunch: Percent Eligible</b>	89.0%	92.0%	91.0%	92.0%	
<b>Average Student Attendance</b>	<b>97.0%</b>	<b>97.1%</b>	<b>97.3%</b>	<b>96.3%</b>	



# College and Career Ready Performance Index (CCRPI)

Dr. John D. Barge State School Superintendent



Norcross ES - 4056	CCRPI Score	Sum of Achievement, Progress, Achievement Gap, and Challenge Points				
		Achievement Points	Progress Points	Achievement Gap Points	Challenge Points	
					ED/EL/SWD Performance Points	Exceeding the Bar Points
CCRPI 2012	84.3	45.8	18.9	11.0	8.1	.5
					8.6	
CCRPI 2013	76.3	47.5	17.3	4.0	7.0	0.5

## School Data Component - Elementary

<b>Name of School:</b>	<b>Norton ES</b>
<b>Street Address:</b>	<b>3050 Xavier Ray Court</b>
<b>City, State Zip Code:</b>	<b>Snellville, GA 30039</b>
<b>GA DOE School Facility Code:</b>	<b>667-0287</b>
<b>Designated School Contact Person:</b>	
<b>Name</b>	<b>Dr. Terry Watlington</b>
<b>Title</b>	<b>Principal</b>
<b>Telephone Number</b>	<b>770-985-1933</b>
<b>Fax Number</b>	<b>770-736-2005</b>
<b>Email Address</b>	<b>terry_watlington@gwinnett.k12.ga.us</b>
<b>Grades Served By School:</b>	<b>K - 5</b>

## School Demographic Trend Data by Subgroup - Elementary

Norton ES	School Year				
	2009-10	2010-11	2011-12	2012-13	2013-14
<b>Student Enrollment</b>	<b>1269</b>	<b>1203</b>	<b>1153</b>	<b>1071</b>	
<b>American Indian</b>	0.2%	0.3%	0.3%	0.1%	
<b>Asian /Pacific Islander</b>	1.3%	2.2%	2.3%	2.0%	
<b>Pacific Islander (reported beginning 2012-2013)</b>				0.4%	
<b>Black</b>	73.0%	67.4%	69.4%	70.4%	
<b>Hispanic</b>	9.1%	11.6%	12.8%	13.6%	
<b>Multi-Ethnic</b>	4.2%	5.2%	4.2%	4.3%	
<b>White</b>	12.2%	13.2%	10.9%	9.2%	
<b>ESOL: Percent Enrolled</b>	4.0%	7.0%	9.0%	11.0%	
<b>SPED: Percent Enrolled</b>	10.0%	10.0%	11.0%	12.0%	
<b>F/R Lunch: Percent Eligible</b>	<b>64.0%</b>	<b>67.0%</b>	<b>73.0%</b>	<b>75.0%</b>	
<b>Average Student Attendance</b>	<b>97.2%</b>	<b>97.2%</b>	<b>97.5%</b>	<b>96.9%</b>	



# College and Career Ready Performance Index (CCRPI)

Dr. John D. Barge State School Superintendent



Norton ES - 0287	CCRPI Score	Sum of Achievement, Progress, Achievement Gap, and Challenge Points				
		Achievement Points	Progress Points	Achievement Gap Points	Challenge Points	
					ED/EL/SWD Performance Points	Exceeding the Bar Points
CCRPI 2012	79.6	48.8	17.3	7.0	6.0	.5
					6.5	
CCRPI 2013	76.5	48.9	15.9	5.0	6.2	0.5
					6.7	



## School Data Component - Elementary

<b>Name of School:</b>	<b>Parsons ES</b>
<b>Street Address:</b>	<b>1615 Old Peachtree Road</b>
<b>City, State Zip Code:</b>	<b>Suwanee, GA 30024</b>
<b>GA DOE School Facility Code:</b>	<b>667-0705</b>
<b>Designated School Contact Person:</b>	
<b>Name</b>	<b>Dr. Charlotte Sadler</b>
<b>Title</b>	<b>Principal</b>
<b>Telephone Number</b>	<b>678-957-3050</b>
<b>Fax Number</b>	<b>678-957-3055</b>
<b>Email Address</b>	<b>charlotte_sadler@gwinnett.k12.ga.us</b>
<b>Grades Served By School:</b>	<b>K - 5</b>

## School Demographic Trend Data by Subgroup - Elementary

Parsons ES	School Year				
	2009-10	2010-11	2011-12	2012-13	2013-14
<b>Student Enrollment</b>	<b>1287</b>	<b>842</b>	<b>837</b>	<b>796</b>	
<b>American Indian</b>	0.6%	0.2%	0.1%	0.3%	
<b>Asian /Pacific Islander</b>	28.0%	42.5%	43.0%	46.6%	
<b>Pacific Islander (reported beginning 2012-2013)</b>				0.1%	
<b>Black</b>	16.2%	13.3%	13.6%	14.6%	
<b>Hispanic</b>	10.9%	6.7%	5.5%	5.5%	
<b>Multi-Ethnic</b>	3.2%	5.1%	4.9%	4.3%	
<b>White</b>	41.1%	32.2%	32.9%	28.6%	
<b>ESOL: Percent Enrolled</b>	6.0%	8.0%	11.0%	18.0%	
<b>SPED: Percent Enrolled</b>	13.0%	14.0%	14.0%	8.0%	
<b>F/R Lunch: Percent Eligible</b>	19.0%	17.0%	18.0%	20.0%	
<b>Average Student Attendance</b>	<b>96.7%</b>	<b>97.7%</b>	<b>98.1%</b>	<b>97.3%</b>	



# College and Career Ready Performance Index (CCRPI)

Dr. John D. Barge *State School Superintendent*



Parsons ES - 0705	CCRPI Score	Sum of Achievement, Progress, Achievement Gap, and Challenge Points				
		Achievement Points	Progress Points	Achievement Gap Points	Challenge Points	
					ED/EL/SWD Performance Points	Exceeding the Bar Points
CCRPI 2012	95.9	57.2	19.1	15.0	3.6	1.0
					4.6	
CCRPI 2013	97.0	58.2	18.8	15.0	3.5	1.5
					5.0	

## School Data Component - Elementary

<b>Name of School:</b>	<b>Partee ES</b>
<b>Street Address:</b>	<b>4350 Campbell Road</b>
<b>City, State Zip Code:</b>	<b>Snellville, GA 30039</b>
<b>GA DOE School Facility Code:</b>	<b>667-0398</b>
<b>Designated School Contact Person:</b>	
<b>Name</b>	<b>Kimberly Dyer</b>
<b>Title</b>	<b>Principal</b>
<b>Telephone Number</b>	<b>770-982-6920</b>
<b>Fax Number</b>	<b>678-344-4400</b>
<b>Email Address</b>	<b>kimberly_dyer@gwinnett.k12.ga.us</b>
<b>Grades Served By School:</b>	<b>K - 5</b>

## School Demographic Trend Data by Subgroup - Elementary

Partee ES	School Year				
	2009-10	2010-11	2011-12	2012-13	2013-14
<b>Student Enrollment</b>	<b>826</b>	<b>574</b>	<b>647</b>	<b>609</b>	
<b>American Indian</b>	0.0%	0.0%	0.0%	0.0%	
<b>Asian /Pacific Islander</b>	3.0%	3.8%	3.6%	4.4%	
<b>Pacific Islander (reported beginning 2012-2013)</b>				0.2%	
<b>Black</b>	59.9%	64.6%	69.6%	68.5%	
<b>Hispanic</b>	16.6%	12.2%	12.1%	12.3%	
<b>Multi-Ethnic</b>	5.9%	6.1%	4.8%	5.6%	
<b>White</b>	14.5%	13.2%	10.0%	9.0%	
<b>ESOL: Percent Enrolled</b>	8.0%	5.0%	6.0%	10.0%	
<b>SPED: Percent Enrolled</b>	20.0%	19.0%	19.0%	11.0%	
<b>F/R Lunch: Percent Eligible</b>	72.0%	65.0%	70.0%	75.0%	
<b>Average Student Attendance</b>	<b>96.9%</b>	<b>97.2%</b>	<b>97.8%</b>	<b>97.1%</b>	



# College and Career Ready Performance Index (CCRPI)

Dr. John D. Barge State School Superintendent



Partee ES - 0398	CCRPI Score	Sum of Achievement, Progress, Achievement Gap, and Challenge Points				
		Achievement Points	Progress Points	Achievement Gap Points	Challenge Points	
					ED/EL/SWD Performance Points	Exceeding the Bar Points
CCRPI 2012	87.8	47.9	19.5	12.0	7.4	1.0
					8.4	
CCRPI 2013	98.0	54.8	20.6	14.0	7.6	1.0
					8.6	

## School Data Component - Elementary

<b>Name of School:</b>	<b>Patrick ES</b>
<b>Street Address:</b>	<b>2707 Kilgore Road</b>
<b>City, State Zip Code:</b>	<b>Buford, GA 30519</b>
<b>GA DOE School Facility Code:</b>	<b>667-0608</b>
<b>Designated School Contact Person:</b>	
<b>Name</b>	<b>Tyese Scott</b>
<b>Title</b>	<b>Principal</b>
<b>Telephone Number</b>	<b>678-765-5260</b>
<b>Fax Number</b>	<b>678-765-5267</b>
<b>Email Address</b>	<b>tyese_scott-oates@gwinnett.k12.ga.us</b>
<b>Grades Served By School:</b>	<b>K - 5</b>

## School Demographic Trend Data by Subgroup - Elementary

Patrick ES	School Year				
	2009-10	2010-11	2011-12	2012-13	2013-14
<b>Student Enrollment</b>	<b>893</b>	<b>899</b>	<b>887</b>	<b>844</b>	
<b>American Indian</b>	0.2%	0.2%	0.2%	0.1%	
<b>Asian /Pacific Islander</b>	9.1%	9.3%	10.4%	12.9%	
<b>Pacific Islander (reported beginning 2012-2013)</b>				0.0%	
<b>Black</b>	25.3%	24.8%	23.2%	20.1%	
<b>Hispanic</b>	15.0%	13.3%	13.2%	13.3%	
<b>Multi-Ethnic</b>	3.5%	3.3%	3.9%	3.6%	
<b>White</b>	46.9%	48.9%	49.0%	50.0%	
<b>ESOL: Percent Enrolled</b>	9.0%	9.0%	11.0%	16.0%	
<b>SPED: Percent Enrolled</b>	16.0%	16.0%	15.0%	13.0%	
<b>F/R Lunch: Percent Eligible</b>	35.0%	36.0%	36.0%	36.0%	
<b>Average Student Attendance</b>	<b>96.1%</b>	<b>96.4%</b>	<b>97.0%</b>	<b>96.2%</b>	



# College and Career Ready Performance Index (CCRPI)

Dr. John D. Barge State School Superintendent



Patrick ES - 0608	CCRPI Score	Sum of Achievement, Progress, Achievement Gap, and Challenge Points				
		Achievement Points	Progress Points	Achievement Gap Points	Challenge Points	
					ED/EL/SWD Performance Points	Exceeding the Bar Points
CCRPI 2012	86.5	53.0	18.2	10.0	4.8	.5
					5.3	
CCRPI 2013	89.2	54.7	18.6	10.0	4.9	1.0
					5.9	

## School Data Component - Elementary

<b>Name of School:</b>	<b>Peachtree ES</b>
<b>Street Address:</b>	<b>5995 Crooked Creek Road</b>
<b>City, State Zip Code:</b>	<b>Norcross, GA 30092</b>
<b>GA DOE School Facility Code:</b>	<b>667-5056</b>
<b>Designated School Contact Person:</b>	
<b>Name</b>	<b>Kara L. Dutton</b>
<b>Title</b>	<b>Principal</b>
<b>Telephone Number</b>	<b>770-448-8710</b>
<b>Fax Number</b>	<b>770-417-2451</b>
<b>Email Address</b>	<b>kara_dutton@gwinnett.k12.ga.us</b>
<b>Grades Served By School:</b>	<b>K - 5</b>

## School Demographic Trend Data by Subgroup - Elementary

Peachtree ES	School Year				
	2009-10	2010-11	2011-12	2012-13	2013-14
<b>Student Enrollment</b>	<b>1667</b>	<b>1816</b>	<b>1847</b>	<b>1761</b>	
<b>American Indian</b>	0.3%	0.2%	0.2%	0.1%	
<b>Asian /Pacific Islander</b>	3.4%	3.6%	3.1%	3.6%	
<b>Pacific Islander (reported beginning 2012-2013)</b>				0.2%	
<b>Black</b>	42.1%	43.6%	46.7%	44.9%	
<b>Hispanic</b>	40.6%	39.2%	36.3%	36.7%	
<b>Multi-Ethnic</b>	4.6%	3.4%	3.7%	3.1%	
<b>White</b>	8.9%	10.1%	10.0%	11.3%	
<b>ESOL: Percent Enrolled</b>	24.0%	23.0%	25.0%	31.0%	
<b>SPED: Percent Enrolled</b>	9.0%	9.0%	11.0%	12.0%	
<b>F/R Lunch: Percent Eligible</b>	<b>81.0%</b>	<b>79.0%</b>	<b>83.0%</b>	<b>81.0%</b>	
<b>Average Student Attendance</b>	<b>96.0%</b>	<b>95.8%</b>	<b>96.5%</b>	<b>96.0%</b>	



# College and Career Ready Performance Index (CCRPI)

Dr. John D. Barge *State School Superintendent*



Peachtree ES - 5056	CCRPI Score	Sum of Achievement, Progress, Achievement Gap, and Challenge Points				
		Achievement Points	Progress Points	Achievement Gap Points	Challenge Points	
					ED/EL/SWD Performance Points	Exceeding the Bar Points
CCRPI 2012	77.8	46.6	18.2	6.0	6.5	.5
					7.0	
CCRPI 2013	76.1	47.0	17.3	5.0	5.8	1.0
					6.8	



## School Data Component - Elementary

<b>Name of School:</b>	<b>Pharr ES</b>
<b>Street Address:</b>	<b>1500 North Road</b>
<b>City, State Zip Code:</b>	<b>Snellville, GA 30078</b>
<b>GA DOE School Facility Code:</b>	<b>667-0391</b>
<b>Designated School Contact Person:</b>	
<b>Name</b>	<b>Mary M. Thomas</b>
<b>Title</b>	<b>Principal</b>
<b>Telephone Number</b>	<b>770-985-0244</b>
<b>Fax Number</b>	<b>770-736-4516</b>
<b>Email Address</b>	<b>mary_m_thomas@gwinnett.k12.ga.us</b>
<b>Grades Served By School:</b>	<b>K - 5</b>

## School Demographic Trend Data by Subgroup - Elementary

Pharr ES	School Year				
	2009-10	2010-11	2011-12	2012-13	2013-14
<b>Student Enrollment</b>	<b>927</b>	<b>864</b>	<b>835</b>	<b>720</b>	
<b>American Indian</b>	0.8%	0.6%	0.4%	0.4%	
<b>Asian /Pacific Islander</b>	7.6%	6.9%	8.4%	7.2%	
<b>Pacific Islander (reported beginning 2012-2013)</b>				0.4%	
<b>Black</b>	33.5%	32.2%	29.6%	30.7%	
<b>Hispanic</b>	12.1%	11.8%	11.9%	13.8%	
<b>Multi-Ethnic</b>	4.9%	4.5%	5.4%	5.6%	
<b>White</b>	41.2%	44.0%	44.4%	41.9%	
<b>ESOL: Percent Enrolled</b>	5.0%	6.0%	6.0%	9.0%	
<b>SPED: Percent Enrolled</b>	27.0%	25.0%	26.0%	16.0%	
<b>F/R Lunch: Percent Eligible</b>	34.0%	39.0%	39.0%	43.0%	
<b>Average Student Attendance</b>	<b>96.7%</b>	<b>96.9%</b>	<b>97.2%</b>	<b>96.7%</b>	



# College and Career Ready Performance Index (CCRPI)

Dr. John D. Barge State School Superintendent



Pharr ES - 0391	CCRPI Score	Sum of Achievement, Progress, Achievement Gap, and Challenge Points				
		Achievement Points	Progress Points	Achievement Gap Points	Challenge Points	
					ED/EL/SWD Performance Points	Exceeding the Bar Points
CCRPI 2012	83.4	51.5	17.9	9.0	4.0	1.0
					5.0	
CCRPI 2013	88.2	52.8	17.7	12.0	4.7	1.0
					5.7	

## School Data Component - Elementary

<b>Name of School:</b>	<b>Puckett's Mill ES</b>
<b>Street Address:</b>	<b>2442 S. Pucketts Mill Road</b>
<b>City, State Zip Code:</b>	<b>Dacula, GA 30019</b>
<b>GA DOE School Facility Code:</b>	<b>667-0409</b>
<b>Designated School Contact Person:</b>	
<b>Name</b>	<b>Ruth Westbrooks</b>
<b>Title</b>	<b>Principal</b>
<b>Telephone Number</b>	<b>678-765-5110</b>
<b>Fax Number</b>	<b>678-765-5240</b>
<b>Email Address</b>	<b>ruth_westbrooks@gwinnett.k12.ga.us</b>
<b>Grades Served By School:</b>	<b>K - 5</b>

## School Demographic Trend Data by Subgroup - Elementary

Puckett's Mill ES	School Year				
	2009-10	2010-11	2011-12	2012-13	2013-14
<b>Student Enrollment</b>	<b>1176</b>	<b>1145</b>	<b>1087</b>	<b>1048</b>	
<b>American Indian</b>	0.1%	0.2%	0.2%	0.0%	
<b>Asian /Pacific Islander</b>	4.3%	4.3%	4.8%	4.3%	
<b>Pacific Islander (reported beginning 2012-2013)</b>				0.3%	
<b>Black</b>	9.5%	8.6%	8.8%	9.5%	
<b>Hispanic</b>	5.9%	7.9%	8.3%	8.2%	
<b>Multi-Ethnic</b>	2.2%	3.1%	3.6%	4.0%	
<b>White</b>	78.0%	75.8%	74.3%	73.7%	
<b>ESOL: Percent Enrolled</b>	2.0%	1.0%	2.0%	4.0%	
<b>SPED: Percent Enrolled</b>	10.0%	14.0%	16.0%	16.0%	
<b>F/R Lunch: Percent Eligible</b>	13.0%	11.0%	13.0%	14.0%	
<b>Average Student Attendance</b>	<b>96.4%</b>	<b>96.6%</b>	<b>97.1%</b>	<b>96.5%</b>	



# College and Career Ready Performance Index (CCRPI)

Dr. John D. Barge *State School Superintendent*



Puckett's Mill ES - 0409	CCRPI Score	Sum of Achievement, Progress, Achievement Gap, and Challenge Points				
		Achievement Points	Progress Points	Achievement Gap Points	Challenge Points	
					ED/EL/SWD Performance Points	Exceeding the Bar Points
CCRPI 2012	96.1	58.5	18.7	15.0	2.4	1.5
					3.9	
CCRPI 2013	94.1	58.6	17.3	15.0	2.7	0.5
					3.2	

## School Data Component - Elementary

<b>Name of School:</b>	<b>Riverside ES</b>
<b>Street Address:</b>	<b>5445 Settles Bridge Road</b>
<b>City, State Zip Code:</b>	<b>Suwanee, GA 30024</b>
<b>GA DOE School Facility Code:</b>	<b>667-0400</b>
<b>Designated School Contact Person:</b>	
<b>Name</b>	<b>Ben Pope</b>
<b>Title</b>	<b>Principal</b>
<b>Telephone Number</b>	<b>678-482-1000</b>
<b>Fax Number</b>	<b>678-482-1018</b>
<b>Email Address</b>	<b>ben_pope@gwinnett.k12.ga.us</b>
<b>Grades Served By School:</b>	<b>K - 5</b>

## School Demographic Trend Data by Subgroup - Elementary

Riverside ES	School Year				
	2009-10	2010-11	2011-12	2012-13	2013-14
<b>Student Enrollment</b>	<b>1619</b>	<b>1196</b>	<b>1182</b>	<b>1120</b>	
<b>American Indian</b>	0.1%	0.0%	0.0%	0.0%	
<b>Asian /Pacific Islander</b>	16.0%	20.4%	20.8%	21.1%	
<b>Pacific Islander (reported beginning 2012-2013)</b>				0.0%	
<b>Black</b>	8.1%	10.2%	9.5%	9.6%	
<b>Hispanic</b>	7.8%	7.6%	7.8%	7.3%	
<b>Multi-Ethnic</b>	2.4%	2.4%	2.6%	3.4%	
<b>White</b>	65.5%	59.4%	59.3%	58.6%	
<b>ESOL: Percent Enrolled</b>	2.0%	3.0%	5.0%	7.0%	
<b>SPED: Percent Enrolled</b>	11.0%	13.0%	13.0%	9.0%	
<b>F/R Lunch: Percent Eligible</b>	8.0%	9.0%	9.0%	8.0%	
<b>Average Student Attendance</b>	<b>96.5%</b>	<b>96.8%</b>	<b>97.4%</b>	<b>97.0%</b>	



# College and Career Ready Performance Index (CCRPI)

Dr. John D. Barge State School Superintendent



Riverside ES - 0400	CCRPI Score	Sum of Achievement, Progress, Achievement Gap, and Challenge Points				
		Achievement Points	Progress Points	Achievement Gap Points	Challenge Points	
					ED/EL/SWD Performance Points	Exceeding the Bar Points
CCRPI 2012	95.3	58.8	19.1	15.0	1.9	.5
					2.4	
CCRPI 2013	93.1	56.2	19.4	15.0	2.0	0.5
					2.5	

## School Data Component - Elementary

<b>Name of School:</b>	<b>Roberts ES</b>
<b>Street Address:</b>	<b>251 Buford Highway</b>
<b>City, State Zip Code:</b>	<b>Suwanee, GA 30024</b>
<b>GA DOE School Facility Code:</b>	<b>667-1014</b>
<b>Designated School Contact Person:</b>	
<b>Name</b>	<b>Dr. Dion Jones</b>
<b>Title</b>	<b>Principal</b>
<b>Telephone Number</b>	<b>678-745-2370</b>
<b>Fax Number</b>	<b>678-745-2371</b>
<b>Email Address</b>	<b>dion_jones@gwinnett.k12.ga.us</b>
<b>Grades Served By School:</b>	<b>K - 5</b>

## School Demographic Trend Data by Subgroup - Elementary

Roberts ES	School Year				
	2009-10	2010-11	2011-12	2012-13	2013-14
<b>Student Enrollment</b>		<b>778</b>	<b>774</b>	<b>773</b>	
<b>American Indian</b>		0.1%	0.1%	0.1%	
<b>Asian /Pacific Islander</b>		27.5%	25.7%	24.1%	
<b>Pacific Islander (reported beginning 2012-2013)</b>				0.3%	
<b>Black</b>		11.8%	12.8%	13.1%	
<b>Hispanic</b>		12.0%	11.0%	10.6%	
<b>Multi-Ethnic</b>		5.7%	4.8%	6.6%	
<b>White</b>		42.9%	45.6%	45.3%	
<b>ESOL: Percent Enrolled</b>		8.0%	11.0%	18.0%	
<b>SPED: Percent Enrolled</b>		13.0%	13.0%	8.0%	
<b>F/R Lunch: Percent Eligible</b>		20.0%	23.0%	21.0%	
<b>Average Student Attendance</b>		<b>97.4%</b>	<b>97.5%</b>	<b>97.0%</b>	



# College and Career Ready Performance Index (CCRPI)

Dr. John D. Barge State School Superintendent



Roberts ES - 1014	CCRPI Score	Sum of Achievement, Progress, Achievement Gap, and Challenge Points				
		Achievement Points	Progress Points	Achievement Gap Points	Challenge Points	
					ED/EL/SWD Performance Points	Exceeding the Bar Points
CCRPI 2012	92.1	57.7	17.1	14.0	3.3	0
					3.3	
CCRPI 2013	88.3	55.6	16.6	12.0	3.6	0.5
					4.1	



## School Data Component - Elementary

<b>Name of School:</b>	<b>Rock Springs ES</b>
<b>Street Address:</b>	<b>888 Rock Springs Road</b>
<b>City, State Zip Code:</b>	<b>Lawrenceville, GA 30043</b>
<b>GA DOE School Facility Code:</b>	<b>667-0100</b>
<b>Designated School Contact Person:</b>	
<b>Name</b>	<b>Penny Clavijo</b>
<b>Title</b>	<b>Principal</b>
<b>Telephone Number</b>	<b>770-932-7474</b>
<b>Fax Number</b>	<b>770-932-7476</b>
<b>Email Address</b>	<b>penny_clavijo@gwinnett.k12.ga.us</b>
<b>Grades Served By School:</b>	<b>K - 5</b>

## School Demographic Trend Data by Subgroup - Elementary

Rock Springs ES	School Year				
	2009-10	2010-11	2011-12	2012-13	2013-14
<b>Student Enrollment</b>	<b>1003</b>	<b>1009</b>	<b>956</b>	<b>842</b>	
<b>American Indian</b>	0.2%	0.2%	0.3%	0.4%	
<b>Asian /Pacific Islander</b>	13.2%	12.8%	14.0%	13.9%	
<b>Pacific Islander (reported beginning 2012-2013)</b>				0.2%	
<b>Black</b>	21.5%	21.8%	23.1%	24.0%	
<b>Hispanic</b>	21.2%	23.2%	23.2%	24.6%	
<b>Multi-Ethnic</b>	3.6%	3.9%	3.9%	4.2%	
<b>White</b>	40.3%	38.2%	35.5%	32.8%	
<b>ESOL: Percent Enrolled</b>	7.0%	7.0%	11.0%	19.0%	
<b>SPED: Percent Enrolled</b>	17.0%	18.0%	18.0%	13.0%	
<b>F/R Lunch: Percent Eligible</b>	39.0%	43.0%	47.0%	49.0%	
<b>Average Student Attendance</b>	<b>96.6%</b>	<b>96.9%</b>	<b>97.4%</b>	<b>96.8%</b>	



# College and Career Ready Performance Index (CCRPI)

Dr. John D. Barge *State School Superintendent*



Rock Springs ES - 0100	CCRPI Score	Sum of Achievement, Progress, Achievement Gap, and Challenge Points				
		Achievement Points	Progress Points	Achievement Gap Points	Challenge Points	
					ED/EL/SWD Performance Points	Exceeding the Bar Points
CCRPI 2012	88.6	51.6	19.1	12.0	4.9	1.0
					5.9	
CCRPI 2013	87.7	52.9	18.4	10.0	5.9	0.5
					6.4	

## School Data Component - Elementary

<b>Name of School:</b>	<b>Rockbridge ES</b>
<b>Street Address:</b>	<b>6066 Rockbridge School Road</b>
<b>City, State Zip Code:</b>	<b>Norcross, GA 30093</b>
<b>GA DOE School Facility Code:</b>	<b>667-1058</b>
<b>Designated School Contact Person:</b>	
<b>Name</b>	<b>Kelly McConnachie</b>
<b>Title</b>	<b>Principal</b>
<b>Telephone Number</b>	<b>770-448-9363</b>
<b>Fax Number</b>	<b>770-417-2443</b>
<b>Email Address</b>	<b>kelly_mcconnachie@gwinnett.k12.ga.us</b>
<b>Grades Served By School:</b>	<b>K - 5</b>

## School Demographic Trend Data by Subgroup - Elementary

Rockbridge ES	School Year				
	2009-10	2010-11	2011-12	2012-13	2013-14
<b>Student Enrollment</b>	<b>1010</b>	<b>1133</b>	<b>1147</b>	<b>1039</b>	
<b>American Indian</b>	0.1%	0.0%	0.2%	0.2%	
<b>Asian /Pacific Islander</b>	7.7%	7.0%	7.1%	6.8%	
<b>Pacific Islander (reported beginning 2012-2013)</b>				0.1%	
<b>Black</b>	20.4%	20.5%	22.1%	21.9%	
<b>Hispanic</b>	67.5%	67.9%	66.3%	67.8%	
<b>Multi-Ethnic</b>	1.8%	2.3%	1.6%	1.2%	
<b>White</b>	2.5%	2.3%	2.8%	2.0%	
<b>ESOL: Percent Enrolled</b>	45.0%	42.0%	44.0%	57.0%	
<b>SPED: Percent Enrolled</b>	15.0%	14.0%	14.0%	9.0%	
<b>F/R Lunch: Percent Eligible</b>	95.0%	96.0%	96.0%	97.0%	
<b>Average Student Attendance</b>	<b>96.2%</b>	<b>96.3%</b>	<b>96.9%</b>	<b>96.0%</b>	



# College and Career Ready Performance Index (CCRPI)

Dr. John D. Barge State School Superintendent



Rockbridge ES - 1058	CCRPI Score	Sum of Achievement, Progress, Achievement Gap, and Challenge Points				
		Achievement Points	Progress Points	Achievement Gap Points	Challenge Points	
					ED/EL/SWD Performance Points	Exceeding the Bar Points
CCRPI 2012	69.4	43.3	17.3	1.0	7.3	.5
					7.8	
CCRPI 2013	70.7	42.3	16.2	6.0	5.2	1.0
					6.2	

## School Data Component - Elementary

<b>Name of School:</b>	<b>Rosebud ES</b>
<b>Street Address:</b>	<b>4151 Rosebud Road</b>
<b>City, State Zip Code:</b>	<b>Loganville, GA 30052</b>
<b>GA DOE School Facility Code:</b>	<b>667-0309</b>
<b>Designated School Contact Person:</b>	
<b>Name</b>	<b>Tarsha Chambers</b>
<b>Title</b>	<b>Principal</b>
<b>Telephone Number</b>	<b>678-639-3800</b>
<b>Fax Number</b>	<b>678-639-3804</b>
<b>Email Address</b>	<b>tarsha_chambers@gwinnett.k12.ga.us</b>
<b>Grades Served By School:</b>	<b>K - 5</b>

## School Demographic Trend Data by Subgroup - Elementary

Rosebud ES	School Year				
	2009-10	2010-11	2011-12	2012-13	2013-14
<b>Student Enrollment</b>	1110	1110	1046	1009	
<b>American Indian</b>	0.6%	0.8%	0.6%	0.6%	
<b>Asian /Pacific Islander</b>	1.2%	1.4%	1.7%	1.2%	
<b>Pacific Islander (reported beginning 2012-2013)</b>				0.1%	
<b>Black</b>	70.9%	72.9%	74.4%	77.8%	
<b>Hispanic</b>	7.5%	6.9%	6.8%	7.3%	
<b>Multi-Ethnic</b>	5.6%	5.3%	4.9%	3.9%	
<b>White</b>	14.2%	12.6%	11.7%	9.1%	
<b>ESOL: Percent Enrolled</b>	5.0%	5.0%	5.0%	7.0%	
<b>SPED: Percent Enrolled</b>	11.0%	11.0%	13.0%	11.0%	
<b>F/R Lunch: Percent Eligible</b>	64.0%	67.0%	66.0%	70.0%	
<b>Average Student Attendance</b>	<b>96.5%</b>	<b>97.2%</b>	<b>97.5%</b>	<b>96.9%</b>	



# College and Career Ready Performance Index (CCRPI)

Dr. John D. Barge State School Superintendent



Rosebud ES - 0309	CCRPI Score	Sum of Achievement, Progress, Achievement Gap, and Challenge Points				
		Achievement Points	Progress Points	Achievement Gap Points	Challenge Points	
					ED/EL/SWD Performance Points	Exceeding the Bar Points
CCRPI 2012	88.8	50.8	19.2	12.0	6.3	.5
					6.8	
CCRPI 2013	87.6	51.8	18.8	10.0	6.5	0.5
					7.0	

## School Data Component - Elementary

<b>Name of School:</b>	<b>Shiloh ES</b>
<b>Street Address:</b>	<b>2400 Ross Road</b>
<b>City, State Zip Code:</b>	<b>Snellville, GA 30039</b>
<b>GA DOE School Facility Code:</b>	<b>667-0291</b>
<b>Designated School Contact Person:</b>	
<b>Name</b>	<b>Thomas Trippany</b>
<b>Title</b>	<b>Principal</b>
<b>Telephone Number</b>	<b>770-985-6883</b>
<b>Fax Number</b>	<b>770-736-2061</b>
<b>Email Address</b>	<b>thomas_trippany@gwinnett.k12.ga.us</b>
<b>Grades Served By School:</b>	<b>K - 5</b>

## School Demographic Trend Data by Subgroup - Elementary

Shiloh ES	School Year				
	2009-10	2010-11	2011-12	2012-13	2013-14
<b>Student Enrollment</b>	<b>793</b>	<b>739</b>	<b>743</b>	<b>660</b>	
<b>American Indian</b>	0.5%	0.0%	0.0%	0.0%	
<b>Asian /Pacific Islander</b>	3.9%	4.9%	5.7%	6.4%	
<b>Pacific Islander (reported beginning 2012-2013)</b>				0.0%	
<b>Black</b>	65.4%	66.7%	65.8%	63.8%	
<b>Hispanic</b>	11.1%	10.6%	10.0%	10.5%	
<b>Multi-Ethnic</b>	5.9%	5.3%	6.1%	5.3%	
<b>White</b>	13.1%	12.6%	12.5%	14.1%	
<b>ESOL: Percent Enrolled</b>	9.0%	10.0%	11.0%	14.0%	
<b>SPED: Percent Enrolled</b>	16.0%	18.0%	17.0%	10.0%	
<b>F/R Lunch: Percent Eligible</b>	62.0%	65.0%	69.0%	72.0%	
<b>Average Student Attendance</b>	<b>96.9%</b>	<b>97.2%</b>	<b>97.3%</b>	<b>96.0%</b>	



# College and Career Ready Performance Index (CCRPI)

Dr. John D. Barge State School Superintendent



Shiloh ES - 0291	CCRPI Score	Sum of Achievement, Progress, Achievement Gap, and Challenge Points				
		Achievement Points	Progress Points	Achievement Gap Points	Challenge Points	
					ED/EL/SWD Performance Points	Exceeding the Bar Points
CCRPI 2012	84.1	49.7	17.9	10.0	6.5	0
					6.5	
CCRPI 2013	85.6	51.2	16.2	10.0	7.7	0.5
					8.2	



## School Data Component - Elementary

<b>Name of School:</b>	<b>Simonton ES</b>
<b>Street Address:</b>	<b>275 Simonton Road</b>
<b>City, State Zip Code:</b>	<b>Lawrenceville, GA 30045</b>
<b>GA DOE School Facility Code:</b>	<b>667-0394</b>
<b>Designated School Contact Person:</b>	
<b>Name</b>	<b>Clifton Alexander</b>
<b>Title</b>	<b>Principal</b>
<b>Telephone Number</b>	<b>770-513-6637</b>
<b>Fax Number</b>	<b>770-682-4197</b>
<b>Email Address</b>	<b>clifton_alexander@gwinnett.k12.ga.us</b>
<b>Grades Served By School:</b>	<b>K - 5</b>

## School Demographic Trend Data by Subgroup - Elementary

Simonton ES	School Year				
	2009-10	2010-11	2011-12	2012-13	2013-14
<b>Student Enrollment</b>	<b>1365</b>	<b>959</b>	<b>908</b>	<b>818</b>	
<b>American Indian</b>	0.6%	0.4%	0.6%	0.2%	
<b>Asian /Pacific Islander</b>	4.8%	5.1%	6.1%	5.9%	
<b>Pacific Islander (reported beginning 2012-2013)</b>				0.1%	
<b>Black</b>	48.1%	44.7%	41.6%	39.5%	
<b>Hispanic</b>	33.6%	27.1%	26.3%	28.0%	
<b>Multi-Ethnic</b>	2.2%	4.9%	4.3%	4.6%	
<b>White</b>	10.6%	17.6%	21.1%	21.6%	
<b>ESOL: Percent Enrolled</b>	20.0%	15.0%	18.0%	26.0%	
<b>SPED: Percent Enrolled</b>	11.0%	16.0%	18.0%	9.0%	
<b>F/R Lunch: Percent Eligible</b>	79.0%	79.0%	78.0%	78.0%	
<b>Average Student Attendance</b>	<b>96.7%</b>	<b>96.8%</b>	<b>96.9%</b>	<b>96.3%</b>	



# College and Career Ready Performance Index (CCRPI)

Dr. John D. Barge State School Superintendent



Simonton ES - 0394	CCRPI Score	Sum of Achievement, Progress, Achievement Gap, and Challenge Points				
		Achievement Points	Progress Points	Achievement Gap Points	Challenge Points	
					ED/EL/SWD Performance Points	Exceeding the Bar Points
CCRPI 2012	87.2	50.3	18.1	10.0	8.3	.5
					8.8	
CCRPI 2013	85.3	50.4	17.5	8.0	8.4	1.0
					9.4	

## School Data Component - Elementary

<b>Name of School:</b>	<b>Simpson ES</b>
<b>Street Address:</b>	<b>4525 E. Jones Bridge Road</b>
<b>City, State Zip Code:</b>	<b>Norcross, GA 30092</b>
<b>GA DOE School Facility Code:</b>	<b>667-0494</b>
<b>Designated School Contact Person:</b>	
<b>Name</b>	<b>Bron Gayna Schmit</b>
<b>Title</b>	<b>Principal</b>
<b>Telephone Number</b>	<b>770-417-2400</b>
<b>Fax Number</b>	<b>770-417-2406</b>
<b>Email Address</b>	<b>bron_gayna_schmit@gwinnett.k12.ga.us</b>
<b>Grades Served By School:</b>	<b>K - 5</b>

## School Demographic Trend Data by Subgroup - Elementary

Simpson ES	School Year				
	2009-10	2010-11	2011-12	2012-13	2013-14
<b>Student Enrollment</b>	<b>1048</b>	<b>1059</b>	<b>1039</b>	<b>843</b>	
<b>American Indian</b>	0.3%	0.3%	0.2%	0.2%	
<b>Asian /Pacific Islander</b>	7.4%	8.4%	8.1%	7.8%	
<b>Pacific Islander (reported beginning 2012-2013)</b>				0.0%	
<b>Black</b>	6.5%	8.2%	8.2%	6.3%	
<b>Hispanic</b>	11.1%	10.5%	9.5%	5.3%	
<b>Multi-Ethnic</b>	2.9%	3.5%	3.2%	3.7%	
<b>White</b>	71.9%	69.1%	70.8%	76.6%	
<b>ESOL: Percent Enrolled</b>	1.0%	2.0%	3.0%	4.0%	
<b>SPED: Percent Enrolled</b>	19.0%	21.0%	22.0%	7.0%	
<b>F/R Lunch: Percent Eligible</b>	6.0%	5.0%	6.0%	5.0%	
<b>Average Student Attendance</b>	<b>96.8%</b>	<b>97.1%</b>	<b>97.6%</b>	<b>97.0%</b>	



# College and Career Ready Performance Index (CCRPI)

Dr. John D. Barge State School Superintendent



Simpson ES - 0494	CCRPI Score	Sum of Achievement, Progress, Achievement Gap, and Challenge Points				
		Achievement Points	Progress Points	Achievement Gap Points	Challenge Points	
					ED/EL/SWD Performance Points	Exceeding the Bar Points
CCRPI 2012	95.3	58.5	20.0	15.0	1.3	.5
					1.8	
CCRPI 2013	95.5	58.8	19.8	15.0	1.4	0.5
					1.9	

## School Data Component - Elementary

<b>Name of School:</b>	<b>Starling ES</b>
<b>Street Address:</b>	<b>1725 Grayson Highway</b>
<b>City, State Zip Code:</b>	<b>Grayson, GA 30017</b>
<b>GA DOE School Facility Code:</b>	<b>667-1110</b>
<b>Designated School Contact Person:</b>	
<b>Name</b>	<b>Donna Ledford</b>
<b>Title</b>	<b>Principal</b>
<b>Telephone Number</b>	<b>678-344-6100</b>
<b>Fax Number</b>	<b>678-344-3296</b>
<b>Email Address</b>	<b>donna_ledford@gwinnett.k12.ga.us</b>
<b>Grades Served By School:</b>	<b>K - 5</b>

## School Demographic Trend Data by Subgroup - Elementary

Starling ES	School Year				
	2009-10	2010-11	2011-12	2012-13	2013-14
<b>Student Enrollment</b>	<b>999</b>	<b>1009</b>	<b>1005</b>	<b>988</b>	
<b>American Indian</b>	0.3%	0.2%	0.1%	0.3%	
<b>Asian /Pacific Islander</b>	7.7%	8.0%	8.1%	7.7%	
<b>Pacific Islander (reported beginning 2012-2013)</b>				0.2%	
<b>Black</b>	30.9%	33.6%	34.9%	35.8%	
<b>Hispanic</b>	12.9%	12.5%	12.5%	12.3%	
<b>Multi-Ethnic</b>	3.9%	3.5%	3.6%	3.4%	
<b>White</b>	44.2%	42.2%	40.8%	40.2%	
<b>ESOL: Percent Enrolled</b>	6.0%	4.0%	5.0%	12.0%	
<b>SPED: Percent Enrolled</b>	7.0%	12.0%	12.0%	9.0%	
<b>F/R Lunch: Percent Eligible</b>	36.0%	35.0%	36.0%	38.0%	
<b>Average Student Attendance</b>	<b>96.7%</b>	<b>97.1%</b>	<b>97.4%</b>	<b>96.6%</b>	



# College and Career Ready Performance Index (CCRPI)

Dr. John D. Barge *State School Superintendent*



Starling ES - 1110	CCRPI Score	Sum of Achievement, Progress, Achievement Gap, and Challenge Points				
		Achievement Points	Progress Points	Achievement Gap Points	Challenge Points	
					ED/EL/SWD Performance Points	Exceeding the Bar Points
CCRPI 2012	86.4	53.1	18.9	9.0	4.4	1.0
					5.4	
CCRPI 2013	91.9	54.8	19.3	12.0	4.8	1.0
					5.8	

## School Data Component - Elementary

<b>Name of School:</b>	<b>Stripling ES</b>
<b>Street Address:</b>	<b>6155 Atlantic Boulevard</b>
<b>City, State Zip Code:</b>	<b>Norcross, GA 30071</b>
<b>GA DOE School Facility Code:</b>	<b>677-0300</b>
<b>Designated School Contact Person:</b>	
<b>Name</b>	<b>Priscilla McHam</b>
<b>Title</b>	<b>Principal</b>
<b>Telephone Number</b>	<b>770-582-7577</b>
<b>Fax Number</b>	<b>770-582-7586</b>
<b>Email Address</b>	<b>priscilla_mcham@gwinnett.k12.ga.us</b>
<b>Grades Served By School:</b>	<b>K - 5</b>

## School Demographic Trend Data by Subgroup - Elementary

Stripling ES	School Year				
	2009-10	2010-11	2011-12	2012-13	2013-14
<b>Student Enrollment</b>	<b>1152</b>	<b>1201</b>	<b>1229</b>	<b>1157</b>	
<b>American Indian</b>	0.1%	0.7%	0.5%	0.4%	
<b>Asian /Pacific Islander</b>	6.2%	5.4%	4.3%	4.3%	
<b>Pacific Islander (reported beginning 2012-2013)</b>				0.1%	
<b>Black</b>	25.8%	28.2%	31.2%	27.7%	
<b>Hispanic</b>	61.0%	59.2%	57.0%	61.2%	
<b>Multi-Ethnic</b>	2.5%	2.0%	2.6%	2.2%	
<b>White</b>	4.4%	4.2%	4.3%	4.1%	
<b>ESOL: Percent Enrolled</b>	34.0%	33.0%	35.0%	46.0%	
<b>SPED: Percent Enrolled</b>	12.0%	11.0%	11.0%	8.0%	
<b>F/R Lunch: Percent Eligible</b>	93.0%	94.0%	93.0%	94.0%	
<b>Average Student Attendance</b>	<b>96.3%</b>	<b>96.3%</b>	<b>96.9%</b>	<b>96.3%</b>	



# College and Career Ready Performance Index (CCRPI)

Dr. John D. Barge *State School Superintendent*



Stripling ES - 0300	CCRPI Score	Sum of Achievement, Progress, Achievement Gap, and Challenge Points				
		Achievement Points	Progress Points	Achievement Gap Points	Challenge Points	
					ED/EL/SWD Performance Points	Exceeding the Bar Points
CCRPI 2012	73.1	44.0	17.9	5.0	5.7	.5
					6.2	
CCRPI 2013	76.1	44.8	16.9	7.0	6.4	1.0
					7.4	



## School Data Component - Elementary

<b>Name of School:</b>	<b>Sugar Hill ES</b>
<b>Street Address:</b>	<b>939 Level Creek Road</b>
<b>City, State Zip Code:</b>	<b>Sugar Hill, GA 30518</b>
<b>GA DOE School Facility Code:</b>	<b>667-0296</b>
<b>Designated School Contact Person:</b>	
<b>Name</b>	<b>Chris Godfrey</b>
<b>Title</b>	<b>Principal</b>
<b>Telephone Number</b>	<b>770-945-5735</b>
<b>Fax Number</b>	<b>770-932-7421</b>
<b>Email Address</b>	<b>chris_godfrey@gwinnett.k12.ga.us</b>
<b>Grades Served By School:</b>	<b>K - 5</b>

## School Demographic Trend Data by Subgroup - Elementary

Sugar Hill ES	School Year				
	2009-10	2010-11	2011-12	2012-13	2013-14
<b>Student Enrollment</b>	<b>1226</b>	<b>1248</b>	<b>1298</b>	<b>1213</b>	
<b>American Indian</b>	0.2%	0.3%	0.1%	0.1%	
<b>Asian /Pacific Islander</b>	7.7%	8.4%	9.5%	7.4%	
<b>Pacific Islander (reported beginning 2012-2013)</b>				0.3%	
<b>Black</b>	13.5%	14.3%	13.0%	13.3%	
<b>Hispanic</b>	25.5%	26.8%	25.6%	25.6%	
<b>Multi-Ethnic</b>	4.7%	5.8%	5.3%	6.1%	
<b>White</b>	48.2%	44.4%	46.5%	47.2%	
<b>ESOL: Percent Enrolled</b>	11.0%	11.0%	15.0%	21.0%	
<b>SPED: Percent Enrolled</b>	15.0%	15.0%	16.0%	14.0%	
<b>F/R Lunch: Percent Eligible</b>	42.0%	48.0%	48.0%	49.0%	
<b>Average Student Attendance</b>	<b>96.2%</b>	<b>96.3%</b>	<b>96.9%</b>	<b>95.9%</b>	



# College and Career Ready Performance Index (CCRPI)

Dr. John D. Barge State School Superintendent



Sugar Hill ES - 0296	CCRPI Score	Sum of Achievement, Progress, Achievement Gap, and Challenge Points				
		Achievement Points	Progress Points	Achievement Gap Points	Challenge Points	
					ED/EL/SWD Performance Points	Exceeding the Bar Points
CCRPI 2012	88.5	52.2	18.4	12.0	5.9	0
					5.9	
CCRPI 2013	88.2	52.6	17.3	12.0	5.8	0.5
					6.3	

## School Data Component - Elementary

<b>Name of School:</b>	<b>Suwanee ES</b>
<b>Street Address:</b>	<b>3875 Smithtown Road</b>
<b>City, State Zip Code:</b>	<b>Suwanee, GA 30024</b>
<b>GA DOE School Facility Code:</b>	<b>667-5058</b>
<b>Designated School Contact Person:</b>	
<b>Name</b>	<b>Dr. Michele Smith</b>
<b>Title</b>	<b>Principal</b>
<b>Telephone Number</b>	<b>770-831-4890</b>
<b>Fax Number</b>	<b>678-714-5835</b>
<b>Email Address</b>	<b>michele_smith@gwinnett.k12.ga.us</b>
<b>Grades Served By School:</b>	<b>K - 5</b>

## School Demographic Trend Data by Subgroup - Elementary

Suwanee ES	School Year				
	2009-10	2010-11	2011-12	2012-13	2013-14
<b>Student Enrollment</b>	<b>993</b>	<b>785</b>	<b>766</b>	<b>701</b>	
<b>American Indian</b>	0.0%	0.1%	0.1%	0.1%	
<b>Asian /Pacific Islander</b>	23.4%	21.7%	23.8%	22.7%	
<b>Pacific Islander (reported beginning 2012-2013)</b>				0.1%	
<b>Black</b>	11.3%	12.0%	11.9%	11.4%	
<b>Hispanic</b>	6.0%	7.0%	7.6%	6.4%	
<b>Multi-Ethnic</b>	6.4%	6.0%	5.4%	6.3%	
<b>White</b>	52.9%	53.2%	51.3%	52.9%	
<b>ESOL: Percent Enrolled</b>	5.0%	4.0%	7.0%	9.0%	
<b>SPED: Percent Enrolled</b>	14.0%	16.0%	15.0%	11.0%	
<b>F/R Lunch: Percent Eligible</b>	11.0%	12.0%	12.0%	12.0%	
<b>Average Student Attendance</b>	<b>96.6%</b>	<b>97.2%</b>	<b>97.8%</b>	<b>97.2%</b>	



# College and Career Ready Performance Index (CCRPI)

Dr. John D. Barge *State School Superintendent*



Suwanee ES - 5058	CCRPI Score	Sum of Achievement, Progress, Achievement Gap, and Challenge Points				
		Achievement Points	Progress Points	Achievement Gap Points	Challenge Points	
					ED/EL/SWD Performance Points	Exceeding the Bar Points
CCRPI 2012	95.4	58.6	18.4	15.0	2.9	.5
					3.4	
CCRPI 2013	93.2	58.5	16.5	15.0	2.7	0.5
					3.2	

## School Data Component - Elementary

<b>Name of School:</b>	<b>Sycamore ES</b>
<b>Street Address:</b>	<b>5695 Sycamore Road</b>
<b>City, State Zip Code:</b>	<b>Sugar Hill, GA 30518</b>
<b>GA DOE School Facility Code:</b>	<b>667-0505</b>
<b>Designated School Contact Person:</b>	
<b>Name</b>	<b>Crystal Cooper Thompson</b>
<b>Title</b>	<b>Principal</b>
<b>Telephone Number</b>	<b>678-714-5770</b>
<b>Fax Number</b>	<b>678-714-5790</b>
<b>Email Address</b>	<b>crystal_cooper@gwinnett.k12.ga.us</b>
<b>Grades Served By School:</b>	<b>K - 5</b>

## School Demographic Trend Data by Subgroup - Elementary

Sycamore ES	School Year				
	2009-10	2010-11	2011-12	2012-13	2013-14
<b>Student Enrollment</b>	<b>746</b>	<b>773</b>	<b>772</b>	<b>734</b>	
<b>American Indian</b>	0.8%	0.0%	0.3%	0.0%	
<b>Asian /Pacific Islander</b>	2.5%	3.9%	3.1%	3.1%	
<b>Pacific Islander (reported beginning 2012-2013)</b>				0.3%	
<b>Black</b>	13.0%	12.5%	13.5%	11.4%	
<b>Hispanic</b>	44.5%	40.8%	38.6%	43.6%	
<b>Multi-Ethnic</b>	3.6%	3.9%	4.0%	3.5%	
<b>White</b>	35.5%	38.9%	40.5%	38.0%	
<b>ESOL: Percent Enrolled</b>	18.0%	17.0%	20.0%	32.0%	
<b>SPED: Percent Enrolled</b>	15.0%	14.0%	13.0%	12.0%	
<b>F/R Lunch: Percent Eligible</b>	62.0%	62.0%	61.0%	65.0%	
<b>Average Student Attendance</b>	<b>96.7%</b>	<b>96.5%</b>	<b>96.9%</b>	<b>96.2%</b>	



# College and Career Ready Performance Index (CCRPI)

Dr. John D. Barge State School Superintendent



Sycamore ES - 0505	CCRPI Score	Sum of Achievement, Progress, Achievement Gap, and Challenge Points				
		Achievement Points	Progress Points	Achievement Gap Points	Challenge Points	
					ED/EL/SWD Performance Points	Exceeding the Bar Points
CCRPI 2012	86.5	50.2	18.7	10.0	7.1	.5
					7.6	
CCRPI 2013	82.6	48.1	18.9	9.0	6.1	0.5
					6.6	

## School Data Component - Elementary

<b>Name of School:</b>	<b>Taylor ES</b>
<b>Street Address:</b>	<b>600 Taylor School Drive</b>
<b>City, State Zip Code:</b>	<b>Lawrenceville, GA 30043</b>
<b>GA DOE School Facility Code:</b>	<b>667-0498</b>
<b>Designated School Contact Person:</b>	
<b>Name</b>	<b>Paula Cobb</b>
<b>Title</b>	<b>Principal</b>
<b>Telephone Number</b>	<b>770-338-4680</b>
<b>Fax Number</b>	<b>770-338-4685</b>
<b>Email Address</b>	<b>paula_cobb@gwinnett.k12.ga.us</b>
<b>Grades Served By School:</b>	<b>K - 5</b>

## School Demographic Trend Data by Subgroup - Elementary

Taylor ES	School Year				
	2009-10	2010-11	2011-12	2012-13	2013-14
<b>Student Enrollment</b>	<b>1128</b>	<b>1068</b>	<b>1001</b>	<b>915</b>	
<b>American Indian</b>	0.4%	0.6%	0.1%	0.1%	
<b>Asian /Pacific Islander</b>	12.6%	12.8%	13.4%	12.9%	
<b>Pacific Islander (reported beginning 2012-2013)</b>				0.1%	
<b>Black</b>	20.0%	20.5%	21.2%	21.1%	
<b>Hispanic</b>	20.6%	21.5%	21.4%	22.1%	
<b>Multi-Ethnic</b>	4.7%	4.3%	4.8%	5.4%	
<b>White</b>	41.8%	40.3%	39.2%	38.4%	
<b>ESOL: Percent Enrolled</b>	7.0%	7.0%	9.0%	14.0%	
<b>SPED: Percent Enrolled</b>	15.0%	17.0%	18.0%	11.0%	
<b>F/R Lunch: Percent Eligible</b>	42.0%	45.0%	45.0%	48.0%	
<b>Average Student Attendance</b>	<b>96.4%</b>	<b>96.8%</b>	<b>97.0%</b>	<b>96.6%</b>	



# College and Career Ready Performance Index (CCRPI)

Dr. John D. Barge State School Superintendent



Taylor ES - 0498	CCRPI Score	Sum of Achievement, Progress, Achievement Gap, and Challenge Points				
		Achievement Points	Progress Points	Achievement Gap Points	Challenge Points	
					ED/EL/SWD Performance Points	Exceeding the Bar Points
CCRPI 2012	87.2	53.8	18.2	10.0	5.2	0
					5.2	
CCRPI 2013	86.0	54.4	16.7	10.0	4.4	0.5
					4.9	



## School Data Component - Elementary

<b>Name of School:</b>	<b>Trip ES</b>
<b>Street Address:</b>	<b>841 Cooper Road</b>
<b>City, State Zip Code:</b>	<b>Grayson, GA 30017</b>
<b>GA DOE School Facility Code:</b>	<b>667-0509</b>
<b>Designated School Contact Person:</b>	
<b>Name</b>	<b>Dr. Rukina Walker</b>
<b>Title</b>	<b>Principal</b>
<b>Telephone Number</b>	<b>678-639-3850</b>
<b>Fax Number</b>	<b>678-639-3870</b>
<b>Email Address</b>	<b>rukina_walker@gwinnett.k12.ga.us</b>
<b>Grades Served By School:</b>	<b>K - 5</b>

## School Demographic Trend Data by Subgroup - Elementary

Trip ES	School Year				
	2009-10	2010-11	2011-12	2012-13	2013-14
<b>Student Enrollment</b>	<b>886</b>	<b>882</b>	<b>884</b>	<b>869</b>	
<b>American Indian</b>	0.8%	0.9%	0.6%	0.6%	
<b>Asian /Pacific Islander</b>	3.8%	3.3%	3.4%	3.8%	
<b>Pacific Islander (reported beginning 2012-2013)</b>				0.1%	
<b>Black</b>	44.7%	45.6%	48.9%	49.3%	
<b>Hispanic</b>	10.4%	11.3%	10.1%	10.1%	
<b>Multi-Ethnic</b>	4.4%	4.6%	4.6%	3.7%	
<b>White</b>	35.9%	34.1%	32.5%	32.5%	
<b>ESOL: Percent Enrolled</b>	9.0%	8.0%	10.0%	16.0%	
<b>SPED: Percent Enrolled</b>	8.0%	10.0%	11.0%	11.0%	
<b>F/R Lunch: Percent Eligible</b>	42.0%	44.0%	51.0%	53.0%	
<b>Average Student Attendance</b>	<b>96.8%</b>	<b>97.2%</b>	<b>97.6%</b>	<b>97.1%</b>	



# College and Career Ready Performance Index (CCRPI)

Dr. John D. Barge *State School Superintendent*



Trip ES - 0509	CCRPI Score	Sum of Achievement, Progress, Achievement Gap, and Challenge Points				
		Achievement Points	Progress Points	Achievement Gap Points	Challenge Points	
					ED/EL/SWD Performance Points	Exceeding the Bar Points
CCRPI 2012	87.5	51.9	18.8	10.0	5.8	1.0
					6.8	
CCRPI 2013	92.2	54.5	18.8	12.0	5.9	1.0
					6.9	

## School Data Component - Elementary

<b>Name of School:</b>	<b>Walnut Grove ES</b>
<b>Street Address:</b>	<b>75 Taylor Road</b>
<b>City, State Zip Code:</b>	<b>Suwanee, GA 30024</b>
<b>GA DOE School Facility Code:</b>	<b>667-0193</b>
<b>Designated School Contact Person:</b>	
<b>Name</b>	<b>Stephanie Cortellino</b>
<b>Title</b>	<b>Principal</b>
<b>Telephone Number</b>	<b>770-513-6892</b>
<b>Fax Number</b>	<b>770-682-4219</b>
<b>Email Address</b>	<b>stephanie_cortellino@gwinnett.k12.ga.us</b>
<b>Grades Served By School:</b>	<b>K - 5</b>

## School Demographic Trend Data by Subgroup - Elementary

Walnut Grove ES	School Year				
	2009-10	2010-11	2011-12	2012-13	2013-14
<b>Student Enrollment</b>	<b>1074</b>	<b>1009</b>	<b>981</b>	<b>905</b>	
<b>American Indian</b>	0.2%	0.2%	0.1%	0.2%	
<b>Asian /Pacific Islander</b>	15.8%	16.7%	16.7%	16.8%	
<b>Pacific Islander (reported beginning 2012-2013)</b>				0.3%	
<b>Black</b>	19.8%	18.8%	19.8%	18.9%	
<b>Hispanic</b>	22.5%	22.5%	20.9%	23.5%	
<b>Multi-Ethnic</b>	4.3%	4.1%	4.7%	4.9%	
<b>White</b>	37.3%	37.8%	37.8%	35.4%	
<b>ESOL: Percent Enrolled</b>	12.0%	11.0%	15.0%	23.0%	
<b>SPED: Percent Enrolled</b>	15.0%	16.0%	17.0%	11.0%	
<b>F/R Lunch: Percent Eligible</b>	40.0%	42.0%	44.0%	46.0%	
<b>Average Student Attendance</b>	<b>96.3%</b>	<b>96.5%</b>	<b>97.3%</b>	<b>96.5%</b>	



# College and Career Ready Performance Index (CCRPI)

Dr. John D. Barge State School Superintendent



Walnut Grove ES - 0193	CCRPI Score	Sum of Achievement, Progress, Achievement Gap, and Challenge Points				
		Achievement Points	Progress Points	Achievement Gap Points	Challenge Points	
					ED/EL/SWD Performance Points	Exceeding the Bar Points
CCRPI 2012	89.2	53.9	19.9	10.0	4.9	.5
					5.4	
CCRPI 2013	83.7	52.6	17.9	10.0	2.2	1.0
					3.2	

## School Data Component - Elementary

<b>Name of School:</b>	<b>White Oak ES</b>
<b>Street Address:</b>	<b>6442 Suwanee Dam Road</b>
<b>City, State Zip Code:</b>	<b>Sugar Hill, GA 30518</b>
<b>GA DOE School Facility Code:</b>	<b>667-1310</b>
<b>Designated School Contact Person:</b>	
<b>Name</b>	<b>Jean Loethen-Payne</b>
<b>Title</b>	<b>Principal</b>
<b>Telephone Number</b>	<b>678-546-5550</b>
<b>Fax Number</b>	<b>678-546-5551</b>
<b>Email Address</b>	<b>jean_loethen_payne@gwinnett.k12.ga.us</b>
<b>Grades Served By School:</b>	<b>K - 5</b>

## School Demographic Trend Data by Subgroup - Elementary

White Oak ES	School Year				
	2009-10	2010-11	2011-12	2012-13	2013-14
<b>Student Enrollment</b>	<b>688</b>	<b>751</b>	<b>767</b>	<b>787</b>	
<b>American Indian</b>	0.3%	0.4%	0.3%	0.0%	
<b>Asian /Pacific Islander</b>	6.1%	6.0%	6.6%	5.6%	
<b>Pacific Islander (reported beginning 2012-2013)</b>				0.1%	
<b>Black</b>	13.4%	13.7%	12.8%	12.7%	
<b>Hispanic</b>	13.4%	12.3%	11.6%	11.8%	
<b>Multi-Ethnic</b>	3.5%	3.6%	3.3%	4.8%	
<b>White</b>	63.3%	64.0%	65.4%	64.9%	
<b>ESOL: Percent Enrolled</b>	6.0%	6.0%	6.0%	7.0%	
<b>SPED: Percent Enrolled</b>	7.0%	9.0%	11.0%	12.0%	
<b>F/R Lunch: Percent Eligible</b>	25.0%	23.0%	27.0%	29.0%	
<b>Average Student Attendance</b>	<b>96.9%</b>	<b>97.2%</b>	<b>97.5%</b>	<b>96.5%</b>	



# College and Career Ready Performance Index (CCRPI)

Dr. John D. Barge State School Superintendent



White Oak ES - 1310	CCRPI Score	Sum of Achievement, Progress, Achievement Gap, and Challenge Points				
		Achievement Points	Progress Points	Achievement Gap Points	Challenge Points	
					ED/EL/SWD Performance Points	Exceeding the Bar Points
CCRPI 2012	93.2	55.8	19.8	13.0	4.1	.5
					4.6	
CCRPI 2013	92.1	56.8	18.5	12.0	4.3	0.5
					4.8	

## School Data Component - Elementary

<b>Name of School:</b>	<b>Winn Holt ES</b>
<b>Street Address:</b>	<b>588 Old Snellville Highway</b>
<b>City, State Zip Code:</b>	<b>Lawrenceville, GA 30046</b>
<b>GA DOE School Facility Code:</b>	<b>667-1305</b>
<b>Designated School Contact Person:</b>	
<b>Name</b>	<b>Ellyce Cone</b>
<b>Title</b>	<b>Principal</b>
<b>Telephone Number</b>	<b>678-376-8600</b>
<b>Fax Number</b>	<b>678-376-8611</b>
<b>Email Address</b>	<b>ellyce_cone@gwinnett.k12.ga.us</b>
<b>Grades Served By School:</b>	<b>K - 5</b>

## School Demographic Trend Data by Subgroup - Elementary

Winn Holt ES	School Year				
	2009-10	2010-11	2011-12	2012-13	2013-14
<b>Student Enrollment</b>	<b>1538</b>	<b>1214</b>	<b>1217</b>	<b>1168</b>	
<b>American Indian</b>	0.7%	0.7%	0.2%	0.2%	
<b>Asian /Pacific Islander</b>	9.6%	11.5%	11.7%	9.8%	
<b>Pacific Islander (reported beginning 2012-2013)</b>				0.2%	
<b>Black</b>	31.9%	31.4%	30.6%	32.3%	
<b>Hispanic</b>	31.9%	33.0%	33.9%	33.6%	
<b>Multi-Ethnic</b>	4.6%	4.0%	3.8%	3.4%	
<b>White</b>	21.3%	19.3%	20.0%	20.6%	
<b>ESOL: Percent Enrolled</b>	17.0%	19.0%	25.0%	31.0%	
<b>SPED: Percent Enrolled</b>	14.0%	16.0%	15.0%	14.0%	
<b>F/R Lunch: Percent Eligible</b>	77.0%	78.0%	78.0%	79.0%	
<b>Average Student Attendance</b>	<b>95.9%</b>	<b>96.3%</b>	<b>96.6%</b>	<b>96.0%</b>	



# College and Career Ready Performance Index (CCRPI)

Dr. John D. Barge State School Superintendent



Winn Holt ES - 1305	CCRPI Score	Sum of Achievement, Progress, Achievement Gap, and Challenge Points				
		Achievement Points	Progress Points	Achievement Gap Points	Challenge Points	
					ED/EL/SWD Performance Points	Exceeding the Bar Points
CCRPI 2012	87.1	51.5	19.8	7.0	8.3	.5
					8.8	
CCRPI 2013	84.0	49.4	18.4	8.0	7.7	0.5
					8.2	



## School Data Component - Elementary

<b>Name of School:</b>	<b>Woodward Mill ES</b>
<b>Street Address:</b>	<b>2020 Buford Drive</b>
<b>City, State Zip Code:</b>	<b>Lawrenceville, GA 30043</b>
<b>GA DOE School Facility Code:</b>	<b>667-1810</b>
<b>Designated School Contact Person:</b>	
<b>Name</b>	<b>Dr. Barbara Ergle</b>
<b>Title</b>	<b>Principal</b>
<b>Telephone Number</b>	<b>678-407-7590</b>
<b>Fax Number</b>	<b>678-407-7827</b>
<b>Email Address</b>	<b>barbara_ergle@gwinnett.k12.ga.us</b>
<b>Grades Served By School:</b>	<b>K - 5</b>

## School Demographic Trend Data by Subgroup - Elementary

Woodward Mill ES	School Year				
	2009-10	2010-11	2011-12	2012-13	2013-14
<b>Student Enrollment</b>	<b>956</b>	<b>911</b>	<b>866</b>	<b>892</b>	
<b>American Indian</b>	0.3%	0.8%	0.5%	0.3%	
<b>Asian /Pacific Islander</b>	7.5%	8.6%	9.5%	9.9%	
<b>Pacific Islander (reported beginning 2012-2013)</b>				0.1%	
<b>Black</b>	18.0%	14.7%	15.4%	15.6%	
<b>Hispanic</b>	24.5%	24.4%	25.5%	26.5%	
<b>Multi-Ethnic</b>	5.6%	5.8%	5.1%	4.4%	
<b>White</b>	44.0%	45.8%	44.1%	43.3%	
<b>ESOL: Percent Enrolled</b>	10.0%	12.0%	16.0%	20.0%	
<b>SPED: Percent Enrolled</b>	12.0%	13.0%	13.0%	12.0%	
<b>F/R Lunch: Percent Eligible</b>	47.0%	51.0%	50.0%	49.0%	
<b>Average Student Attendance</b>	<b>96.5%</b>	<b>96.8%</b>	<b>97.1%</b>	<b>96.5%</b>	



# College and Career Ready Performance Index (CCRPI)

Dr. John D. Barge *State School Superintendent*



Woodward Mill ES - 1305	CCRPI Score	Sum of Achievement, Progress, Achievement Gap, and Challenge Points				
		Achievement Points	Progress Points	Achievement Gap Points	Challenge Points	
					ED/EL/SWD Performance Points	Exceeding the Bar Points
CCRPI 2012	90.5	53.9	18.1	12.0	6.0	.5
					6.5	
CCRPI 2013	86.9	53.3	15.9	11.0	6.2	0.5
					6.7	