

# Accountability Report

Issued 2018–19

## Five Forks Middle School

Christine T. Douthart, *Principal*

Dr. Gwen Tatum, *Assistant Superintendent*



### Local school improvement connected to district's strategic direction

Gwinnett County Public Schools' accountability system for improving schools is called the Results-Based Evaluation System (RBES). RBES fairly and systematically measures a school's progress, providing a process that clearly communicates expectations; reviews, monitors, and supports school performance; and evaluates that performance. This report reflects achievement data and state data reporting from the 2017–18 school year, as well as consolidated information on the school's effectiveness, based on multiple measures and student characteristics. Using the data in this report, school administrators, teachers, and parent advisory groups developed

this year's Local School Plans for Improvement (LSPI) which outline our improvement goals and guide the work we will do throughout the 2018–19 school year to support student learning. These improvement plans are connected to the school district's strategic direction and our core business of teaching and learning. Find our school's LSPI on the website. The Five Forks school council and school leaders collaborated on the highlights in this accountability report, which also serves as the school's annual report.

**Please review this report to learn more about our improvement efforts and progress.**

### CONTENTS

About School Improvement and the School Effect

2017–18 Results

2017–18 State Reporting

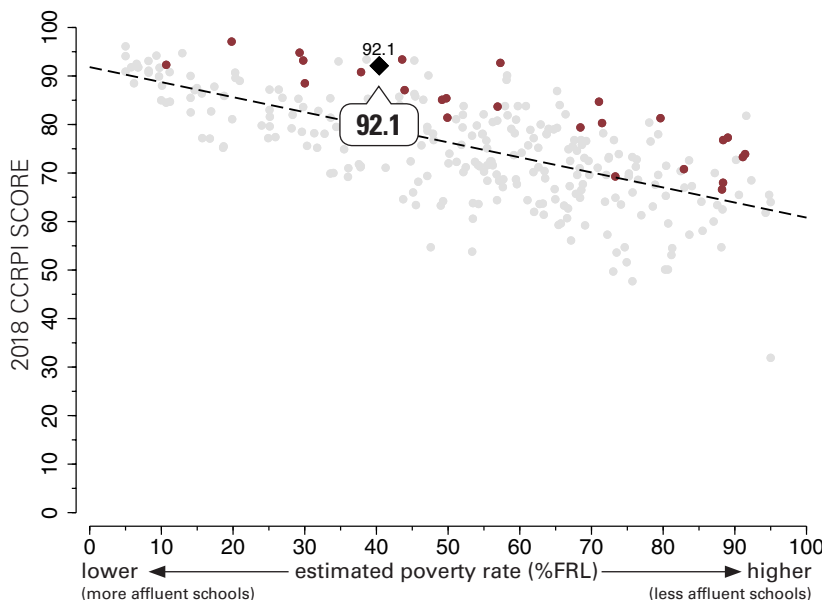
2017–18 Highlights



### The School Effect: Putting Five Forks Middle School's CCRPI score in context

The “school effect”—the impact of what happens in the classroom—acknowledges the work of our faculty and staff in meeting our students where they are academically, and helping them to make progress, no matter where they start. Schools all strive to add value to a child's education from year-to-year, causing students to make academic gains. One way to measure effectiveness in educating *all* students is to review a school's score on Georgia's College and Career Ready Performance Index (CCRPI), adjusting for the level of poverty at the school, to see the school effect on students' academic growth.

This graphic representation plots CCRPI scores for middle schools in the state (gray dots) against the percentage of the student population receiving free-and-reduced-lunch (FRL Percentage), a measure of poverty. The plotted points form a trend line representing the typical achievement level of a school in Georgia with its level of student poverty. The graph shows how Five Forks (represented by a large black diamond) and all GCPS middle schools (maroon dots) fare when considering expected performance based on poverty measures. Dots above the line are higher-than-expected scores and dots below the line reflect lower-than-expected scores. *Note: Georgia schools that serve breakfast and lunch to all students at no cost are not included in this comparison.*



## 2017–18 Results: Georgia Milestones Assessment System

### Georgia Milestones for Grades 6, 7, and 8

Last spring, Gwinnett students joined students across Georgia in taking state assessments called Georgia Milestones. This comprehensive assessment system measures how well students have learned the knowledge and skills outlined in the state-adopted content standards.

In April and May of 2018, students in grades 3 through 8 took an End of Grade (EOG) assessment in English language arts and mathematics while students in grades 5 and 8 also were assessed in science and social studies.

8th graders enrolled in high school mathematics and science courses— Algebra I, Physical Science, and Biology— take an End-of-Course (EOC) assessment instead of taking the math and science EOG assessments.

The higher bar for student proficiency set by Georgia Milestones is aimed at better preparing students for college and career and providing a more realistic picture of academic progress.

To learn more about Georgia Milestones, visit [testing.gadoe.org](http://testing.gadoe.org) and click on Georgia Milestones Assessment System.

About Milestones Achievement Levels	
The Milestones results are reported using four categories of achievement, described below. In previous state tests, achievement was reported in three categories (Does Not Meet, Meets, and Exceeds). Under the new system of reporting, proficiency is the target.	
The tables on this page show the percentage of students who achieved at the level of <b>Proficient Learner</b> or higher. Students who achieve at the Developing Learner or Beginning Learner need additional academic support to succeed at the next grade level.	
<b>Distinguished Learner:</b> Student demonstrates advanced proficiency, and is <b>well prepared for the next grade level</b> and for college and career readiness.	
<b>Proficient Learner:</b> Student demonstrates proficiency, and is <b>prepared for the next grade level</b> and considered to be on track for college and career readiness.	
<b>Developing Learner:</b> Student demonstrates partial proficiency, and <b>needs additional academic support</b> to ensure success in the next grade level.	
<b>Beginning Learner:</b> Student does not yet demonstrate proficiency, and <b>needs substantial academic support</b> to be prepared for the next grade. (In the future, when these assessments are used to determine promotion, students in this level will not be promoted to the next grade.)	

#### English Language Arts

Grade	Five Forks	GCPS	State
6th	65.7	49.6	38.9
7th	64.6	50.7	37.7
8th	69.8	56.1	42.8

#### Science

Grade	Five Forks	GCPS	State
8th	69.5	49.9	39.0

#### Mathematics

Grade	Five Forks	GCPS	State
6th	74.2	53.3	38.2
7th	75.1	55.7	41.8
8th	70.3	48.3	41.6

#### Social Studies

Grade	Five Forks	GCPS	State
8th	69.4	57.9	39.1

*The tables on this page show the percentage of students who achieved at the level of Proficient Learner or higher. At Five Forks Middle, Milestones results for 8th Grade Math and Science are based on a combination of EOG and High School End-of-Course (EOC) results.*

### 2017–18 Results: Norm-referenced Assessments: PSAT 8/9

Gwinnett's 8th graders have an early opportunity to set their course for college and careers with the PSAT 8/9, a test that helps determine what students need to work on most so that they are ready for college when they graduate from high school.

The PSAT 8/9 is part of the College Board family of assessments that includes the SAT college-admission assessment and the PSAT/NMSQT, a preview of the SAT. The PSAT 8/9 tests the same skills and knowledge as the SAT and PSAT/NMSQT, but in a way that makes sense for 8th graders. The test focuses on the skills and knowledge at the heart of education— what students have been learning in school and what they'll need to succeed in college— in the areas of mathematics and evidence-based reading and writing.

The PSAT 8/9 establishes a baseline measurement of college and career readiness as students enter high school. It also gives students a chance to preview the SAT and the PSAT/NMSQT. (Gwinnett 10th graders take the PSAT/NMSQT.)

	Math	Reading/Writing
Five Forks	456	440
GCPS	429	416
State	411	413
National	400	405

## State Reporting: Georgia’s 2017–18 College and Career Ready Performance Index (CCRPI)

The College and Career Ready Performance Index (CCRPI) is the state’s accountability system. Redesigned in 2017–18, it assesses how well students are prepared for college and careers and ensures that schools are focused on improving achievement among all students. The CCRPI recognizes a school’s levels of student test performance as well as those students’ improvements in performance across years and the school’s progress in closing achievement gaps with traditionally underserved subgroups of students.

Schools earn CCRPI points based on indicators that vary by grade and school level and align with measures of college- and career-readiness. For 2017–18, middle schools earned up to a set number of points in four main categories, for a total of 100 possible points. Here are the factors considered in awarding points at the middle school level in each category:

- **Content Mastery points** increase with greater percentages of students performing at high levels on the state’s End of Grade (EOG) and End of Course (EOC) assessments.
- **Progress points** are tied to the level of academic progress students make from year to year.
- **Closing Gap points** are earned as schools work to close the gaps between different groups of students, including students learning English, students living in poverty, and students with disabilities.
- **Readiness points** take into account factors that have an impact on students’ readiness for the next grade and school level, including reading ability associated with college- and career-readiness, attendance, and participation in enrichment courses, including fine arts, world languages, physical education/health, and career exploratory.

	Five Forks	GCPS	State
<b>CCRPI Total Score (out of 100 possible points)</b>	<b>92.1</b>	<b>84.5</b>	<b>76.2</b>
Content Mastery (30% of total)	95.9	78.2	65.1
Progress (35% of total)	89.9	88.6	81.0
Closing Gap (15% of total)	89.1	82.5	78.8
Readiness (20% of total)	92.5	88.1	82.4

*All CCRPI scores are out of 100 possible points. The Total Score is made up of four weighted subscores, each accounting for a percentage of the total score. The calculation for Five Forks MS’s Total Score of 92.1 is 30% of 95.9 + 35% of 89.9 + 15% of 89.1 + 20% of 92.5.*

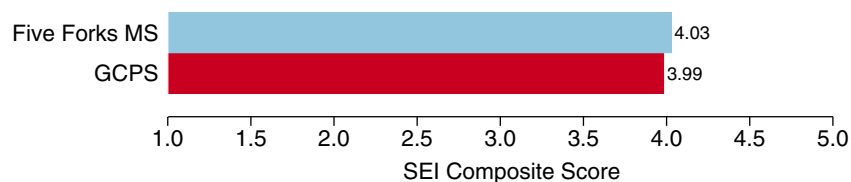
## Star Ratings

Under CCRPI, schools are awarded star ratings in two areas— school climate and financial efficiency— using a five-star scale.

- **The School Climate rating** takes into account discipline and attendance data as well as perceptions of the quality and character of the school and its learning environment. Five Forks was awarded a School Climate star rating of ★★★★★.
- **The Financial Efficiency rating** is a measure that compares a school’s spending per student to the overall academic performance of its students. The School Financial Efficiency ratings for 2017–18 were not published at the time 2018 CCRPI results were released in the fall. Once available, parents can find them here: <http://www.gadoe.org/CCRPI/Pages/default.aspx>.

## Student Engagement

The Student Engagement Instrument (SEI) is a survey used to measure how engaged students are at school and with learning. When taking the SEI, students respond to items that cover a variety of topics related to their engagement in their education, including the level of support they receive from teachers, peers, and family, as well as their perceptions of school work and future educational goals. We measure student engagement at GCPS because it is related to important outcomes such as on-time graduation and postsecondary success. The bar graph below shows the average SEI Composite Score— a summary of a student’s responses across all items on the SEI— for Five Forks Middle School compared with an average of results for all GCPS middle schools. The Composite Score can range from 1.0 to 5.0, with higher scores reflecting stronger student engagement.

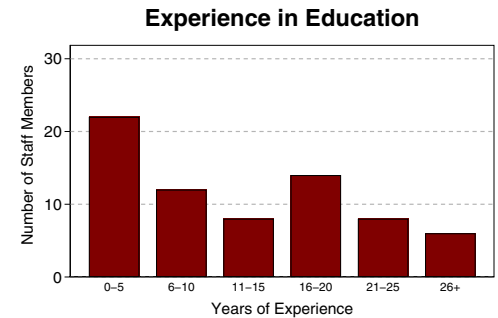



# Five Forks Middle School

## Other 2017–18 Highlights...

- Five Forks Middle School was recognized by the Governor’s Office of Student Achievement as a Highest Performing School at the Bronze level and as a Greatest Gains School at the Silver level under Georgia’s Single Statewide Accountability System. Highest Performing schools exhibit high academic performance by earning a three-year average CCRPI Achievement Score in at least the 93rd percentile, with no score below 80.0 for all three years. Greatest Gains schools exhibit high growth by earning a three-year average CCRPI Progress Score in at least the 93rd percentile, and remain in the same CCRPI range during the three years.
- Counselor Laura Ross was named Gwinnett County Middle School Counselor of the Year. Principal Christine Douthart received GCPS’ Mary Joe Hannaford Administrator Award for supporting of the counseling program.
- A Five Forks educator was awarded a Walton EMC “School EmPOWERment Grant” totaling \$8,140 to purchase additional technology.
- Two teachers earned grants from the Brookwood School Foundation totaling \$6,000 to support entrepreneurship and music technology.
- Two robotics teams qualified for the VEX State Tournament. One team won the state tournament and went on to compete at the world tournament in Kentucky, placing 11th!
- The Scholars’ Bowl team advanced to the state tournament after placing 2nd in the region.
- Our Readers Rally team placed 2nd in their division.
- The 7th and 8th Grade Orchestras earned Superior ratings at Large Group Performance Evaluation, sponsored by the Georgia Music Educators Association (GMEA).
- By audition, two students were selected for the Gwinnett County Kendall Orchestra, and one student was selected for All-State Orchestra.
- The Chorus sent 18 students to the District 13 Honor Chorus, and three students made GMEA All-State Chorus.
- The 7th and 8th Grade Bands earned Excellent ratings at Large Group Performance Evaluation.
- Five Forks launched its Future Business Leaders of America (FBLA) Club. Our students won many individual awards in competition and the club was recognized as a “Top 50 Member Club.”
- The Science Olympiad Team advanced to state competition, placing 14th overall.
- Our 3rd annual STEAM Night was a tremendous success, with more than 500 participants and 24 hands-on activities.
- The 2nd annual Brookwood Cluster Maker Faire attracted more than 1,000 participants who engaged in activities facilitated by representatives from all seven cluster schools.

## 2017–18 Staff Data



## Student Data (2015–16 to 2017–18)

	School Year		
	15–16	16–17	17–18
<b>Enrollment</b>	1059	1068	1121
+American Indian/Alaskan Native*	0%	0%	0%
+Asian*	17%	17%	18%
+Black/African American*	27%	26%	27%
+Hispanic or Latino, <i>any race</i>	21%	19%	20%
+Multiracial, <i>two or more races</i> *	4%	5%	4%
+Native Hawaiian/Pacific Islander*	0%	0%	0%
+White*	31%	33%	31%
Special Education	14%	12%	12%
ESOL	3%	4%	11%
Free/Reduced Lunch	43%	39%	40%
Average Attendance	98%	97%	97%

\*Not Hispanic or Latino

## School Safety Perceptions

Based on responses from those with an opinion who responded to the 2017–18 RBES Perception Survey...

- 88.5% of students agreed or strongly agreed that they felt safe at Five Forks Middle.
- 98.8% of parents agreed or strongly agreed that their child’s school was safe.

*The mission of Gwinnett County Public Schools is to pursue excellence in academic knowledge, skills, and behavior for each student, resulting in measured improvement against local, national, and world-class standards.*

### Five Forks Middle School

3250 River Drive, Lawrenceville, GA 30044  
(770) 972-1506 • [www.fiveforksmiddleschool.org](http://www.fiveforksmiddleschool.org)  
Christine T. Douthart, Principal

### Gwinnett County Public Schools

437 Old Peachtree Rd., NW • Suwanee, GA 30024-2978  
[www.gwinnett.k12.ga.us](http://www.gwinnett.k12.ga.us)

### 2019 Gwinnett County Board of Education

Carole C. Boyce (District I); Steven B. Knudsen (District II);  
Dr. Mary Kay Murphy (District III); Everton Blair, Jr. (District IV); and  
Louise Radloff (District V)

J. Alvin Wilbanks, CEO/Superintendent