

Accountability Report

Issued 2018–19

Collins Hill High School

Kerensa Wing, *Principal*

Anthony Smith, *Assistant Superintendent*



Local school improvement connected to district's strategic direction

Gwinnett County Public Schools' accountability system for improving schools is called the Results-Based Evaluation System (RBES). RBES fairly and systematically measures a school's progress, providing a process that clearly communicates expectations; reviews, monitors, and supports school performance; and evaluates that performance. This report reflects achievement data and state data reporting from the 2017–18 school year, as well as consolidated information on the school's effectiveness, based on multiple measures and student characteristics. Using the data in this report, school administrators, teachers, and parent advisory groups developed

this year's Local School Plans for Improvement (LSPI) which outline our improvement goals and guide the work we will do throughout the 2018–19 school year to support student learning. These improvement plans are connected to the school district's strategic direction and our core business of teaching and learning. Find our school's LSPI on the website. The Collins Hill school council and school leaders collaborated on the highlights in this accountability report, which also serves as the school's annual report.

Please review this report to learn more about our improvement efforts and progress.

CONTENTS

About School Improvement and the School Effect

2017–18 Results

2017–18 State Reporting

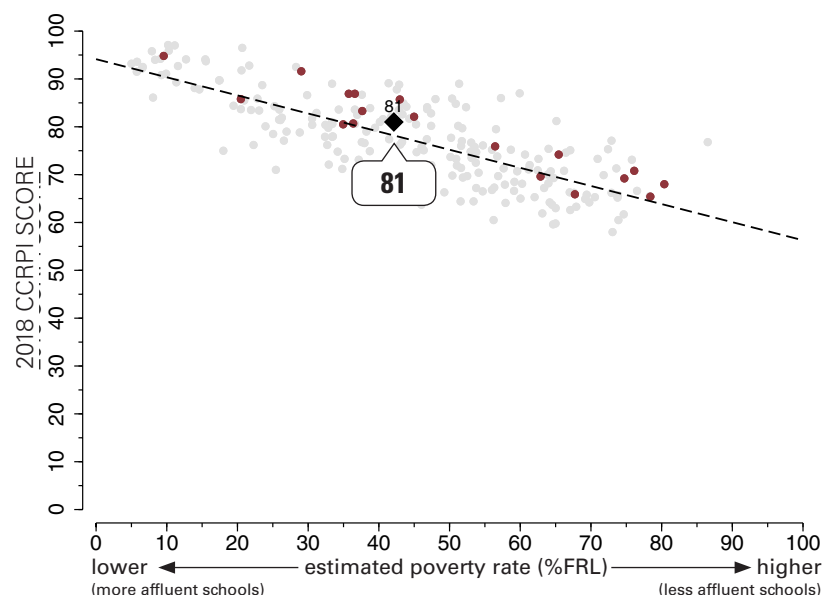
2017–18 Highlights



The School Effect: Putting Collins Hill High School's CCRPI score in context

The “school effect”—the impact of what happens in the classroom—acknowledges the work of our faculty and staff in meeting our students where they are academically, and helping them to make progress, no matter where they start. Schools all strive to add value to a student's education from year-to-year, causing students to make academic gains. One way to measure effectiveness in educating *all* students is to review a school's score on Georgia's College and Career Ready Performance Index (CCRPI), adjusting for the level of poverty at the school, to see the school effect on students' academic growth.

This graphic representation plots CCRPI scores for high schools in the state (gray dots) against the percentage of the student population receiving free-and-reduced-lunch (FRL Percentage), a measure of poverty. The plotted points form a trend line representing the typical achievement level of a school in Georgia with its level of student poverty. The graph shows how Collins Hill (represented by a large black diamond) and all GCPS high schools (maroon dots) fare when considering expected performance based on poverty measures. Dots above the line are higher-than-expected scores and dots below the line reflect lower-than-expected scores. *Note: Georgia schools that serve breakfast and lunch to all students at no cost are not included in this comparison.*



2017–18 Results: College-Admissions Tests

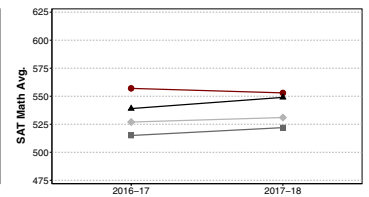
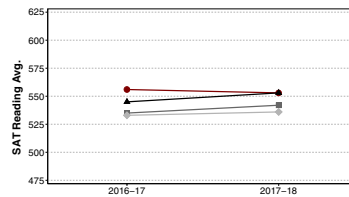
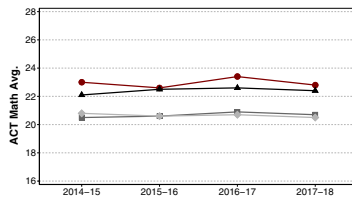
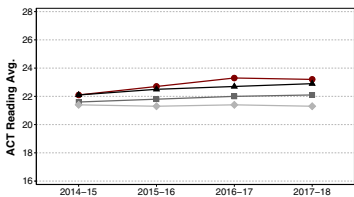
Students are encouraged to take one or both of the college-admissions tests that most colleges and universities require for admissions. The two tests—the SAT and the ACT—both assess college-readiness in language arts/reading and mathematics, with a science section on the ACT. Both the SAT and the ACT also have an optional essay component.

2017–18 ACT Averages

School	English	Math	Reading	Science	Total
Collins Hill	22.2	22.8	23.2	22.7	22.9
GCPS	22.0	22.4	22.9	22.4	22.6
State	20.9	20.7	22.1	21.2	21.4
National	20.2	20.5	21.3	20.7	20.8

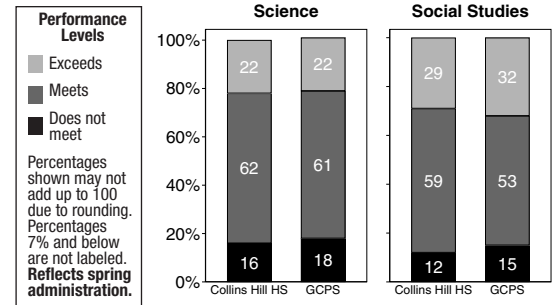
2017–18 SAT Averages

School	Reading/Writing	Math	Total
Collins Hill	553	553	1107
GCPS	553	549	1102
State	542	522	1064
National	536	531	1068



2017–18 Results: High School Gateway Assessment

Gwinnett students must pass the school system's High School Gateway Assessment as a requirement for earning a regular diploma. Typically given in the 10th grade, the Gateway measures students' ability to write effectively about what they have learned in three courses taken in the first years of high school—Biology, Chemistry, and World History. Students write an essay on each topic, using their own knowledge and document-based information. Students regularly write essays and take assessments in class that mirror the Gateway format. This experience helps develop proficiency in content knowledge and writing skills required for college, career, and citizenship. To assist students, GCPS offers additional resources, tutorials, and practice opportunities. While most students are successful on their first try, those who are not have additional opportunities to take and pass the test.



2017–18 Results: Advanced Placement (AP) Exams

Advanced Placement (AP) courses are challenging, college-level classes taught by specially trained high school teachers. Students have the option of taking an AP exam at the end of the school year. Many colleges award credit for passing the exams or allow a student to exempt certain courses. The table below shows the percentage of students who took an AP class at Collins Hill High, compared to the county average. The chart also shows the percentage of optional, course-specific AP exams taken, as well as the percentage of test-takers who scored 3 or better on a 5-point scale on one or more AP exams. In 2017-18, 11.6% of courses taken at Collins Hill HS were AP courses, compared to 9.8% at all GCPS high schools.

AP Percentages	2015–16		2016–17		2017–18	
	Collins Hill	GCPS	Collins Hill	GCPS	Collins Hill	GCPS
% Students Who Took an AP Course	27.5	33.6	29.2	33.0	33.0	31.2
% AP Exams Taken	79.3	85.4	77.1	83.6	74.7	83.0
% Test-Takers Who Scored 3+	72.3	61.5	68.6	62.5	69.0	66.7

2017–18 Graduation Rate Information

The Graduation Rate is calculated using the number of students who begin 9th grade at the same time and graduate within four years with a regular education diploma. Students who take longer than four years to complete high school are not considered on-time graduates for the purpose of graduation rates, but they are not considered dropouts either. Additional students in the cohort will go on to graduate with a full diploma in their 5th year. Data shows that large numbers of students moving in during high school who are behind can have a negative impact on a school's graduation rate, just as having students move who can't be accounted for affects the rate. A number of GCPS initiatives—Credit Recovery, Online Campus courses, 7th period classes at Phoenix High, and summer school—offer students more opportunities to get and stay on pace for on-time graduation. GCPS is working to ensure that all students graduate, even if some students need more time to do so, and that all students are college- and career-ready.

Graduation Rate (2015 to 2018)

School	2015	2016	2017	2018
Collins Hill	83%	91%	86%	83%
GCPS	78%	80%	81%	82%
State	79%	79%	81%	82%

2017–18 Senior Report

	Students Completing HS†	Number Who Enrolled in College or Postsecondary School (Fall 2018)*	Number of Honor Graduates†	Seniors with Dual Enrollment†
Collins Hill	669	495	218	97
GCPS	11651	8003	3347	1569

*Based on the National Student Clearinghouse enrollment records

†Reflects system-reported data as of August 2018

2017–18 State Results: End of Course (EOC) Assessments

The Georgia Milestones Assessment System measures how well students have learned the knowledge and skills outlined in the state content standards for core subjects. High school students took an End of Course (EOC) assessment for courses designated by the State Board of Education. The higher bar set by Milestones is aimed at better preparing students for college and career and providing a more realistic picture of academic progress. The results factor in as 20% of a student's second-semester grade in the high school courses tested.

Percentage of EOC Assessments scored Proficient/Distinguished

Assessment	Collins Hill	GCPS	State
9th Grade Lit. and Comp.	58.4	59.4	50.0
11th Grade American Lit. and Comp.	58.3	55.3	45.1
Geometry	57.1	52.0	43.2
Biology	60.4	58.1	48.1
U.S. History	65.5	57.4	46.1
Economics	55.4	53.6	47.8

Note. Results reflect a weighted average of winter and spring scores. EOC results for high school math and science courses taken by 8th graders are reported in middle school results.

2017–18 State Reporting: Georgia's College and Career Ready Performance Index (CCRPI)

The College and Career Ready Performance Index (CCRPI) is the state's accountability system. Redesigned in 2017–18, it assesses how well students are prepared for college and careers and ensures that schools are focused on improving achievement among all students. The CCRPI recognizes a school's levels of student test performance as well as those students' improvements in performance across years and the school's progress in closing achievement gaps with traditionally underserved subgroups of students.

Schools earn CCRPI points based on indicators that vary by grade and school level and align with measures of college- and career-readiness. For 2017–18, high schools earned up to a set number of points in five main categories, for a total of 100 possible points. Here are the factors considered in awarding points at the high school level in each category:

- **Content Mastery points** increase with greater percentages of students performing at high levels on the state's End of Course (EOC) assessments.
- **Progress points** are tied to the level of academic progress students make from year to year.
- **Closing Gap points** are earned as schools work to close the gaps between different groups of students, including students learning English, students living in poverty, and students with disabilities.
- **Readiness points** take into account factors that have an impact on students' college- and career-readiness, including reading ability; attendance; completion of accelerated coursework (AP, IB, or Dual Enrollment) and advanced academic, career/technical education, world language, or fine arts pathways; achievement of college-readiness scores on college-admission tests; success on End of Pathway assessments or completion of a work-based learning program; and preparation for coursework at a college/university in the Georgia Technical or University systems.
- **Graduation Rate points** are earned for four- and five-year graduation rates.

About CCRPI Star Ratings... Under CCRPI, schools are awarded star ratings in two areas— school climate and financial efficiency— using a five-star scale.

- **The School Climate rating** takes into account discipline and attendance data as well as perceptions of the quality and character of the school and its learning environment. Collins Hill was awarded a School Climate star rating of ★★★★★.
- **The Financial Efficiency rating** is a measure that compares a school's spending per student to the overall academic performance of its students. The School Financial Efficiency ratings for 2017–18 were not published at the time 2018 CCRPI results were released in the fall. Once available, parents can find them here: <http://www.gadoe.org/CCRPI/Pages/default.aspx>.

	Collins Hill	GCPS	State
CCRPI Total Score (out of 100 possible points)	81.0	79.7	75.3
Content Mastery (30% of total)	78.5	77.2	66.9
Progress (30% of total)	86.6	83.3	83.0
Closing Gap (10% of total)	65.3	75.0	70.0
Readiness (15% of total)	81.3	77.7	73.4
Graduation Rate (15% of total)	85.2	85.2	85.2
<i>All CCRPI scores are out of 100 possible points. The Total Score is made up of five weighted subscores, each accounting for a percentage of the total score. The calculation for Collins Hill HS's Total Score of 81.0 is 30% of 78.5 + 30% of 86.6 + 10% of 65.3 + 15% of 81.3 + 15% of 85.2.</i>			

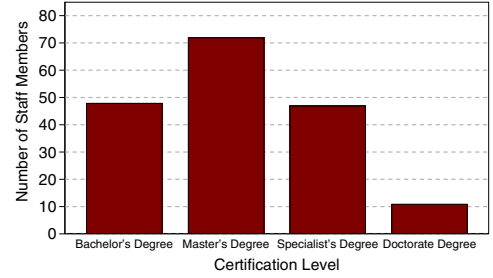
Collins Hill High School

Other 2017–18 Highlights...

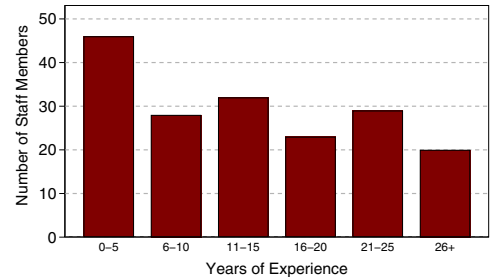
- GCPS recognized the Collins Hill Cluster with the Innovation and Transformation Award for our work and focus on STEM education and project-based learning.
- Collins Hill was recognized by the Georgia Department of Education as a 2018 Advanced Placement (AP) Honor School in four categories— AP Merit School, AP STEM, AP STEM Achievement, and AP Humanities— based on results from 2016–17 AP classes and exams.
- CHHS was ranked #43 in Georgia by *U.S. News and World Report* and as one of America’s most challenging schools by *The Washington Post*.
- The Class of 2018 was offered approximately \$9.2 million in scholarship money, not including HOPE and Zell Miller Scholarships.
- CHHS seniors recorded 13,000+ service hours, in addition to running several successful fundraising campaigns for Relay For Life, United Way, and Holiday Hope.
- A number of 2018 graduates earned prestigious recognition and scholarships, including a U.S. Presidential Scholar (one of 161 honorees), a Gates Scholar, three QuestBridge National Match Scholarship recipients (five finalists), one National Merit Scholar (four semifinalists), one Posse Scholar, and one Golden Door Scholar. A senior earned an appointment to the U.S. Air Force Academy.
- Students showed 42 projects at the Gwinnett Science, Engineering + Innovation Fair, with two students qualifying to compete at State.
- Six students were selected for the Governor’s Honors Program, a prestigious, residential summer program for academically and artistically talented Georgia students funded by the state.
- Our Air Force JROTC unit won state championships for Unarmed Drill Team and Unarmed Inspection and Color Guard.
- Fine Arts: In Chorus, Superior ratings earned at Large Group Performance Evaluation (LGPE), seven individuals and one trio selected for All-State Chorus, and 48 selected for Honor Chorus. In Orchestra, nine selected for All-State Orchestra, Superior ratings earned at LGPE, a perfect score for Chamber Orchestra, and invitation to play at GMEA conference. In Band, Invited for prestigious performances, three concert ensembles earned Superior ratings at LGPE, 24 selected for District 13 Honor Band, 10 made All-State Band and one made All-State Jazz Ensemble.
- Athletics: Swimming and Diving (girls and boys teams placed in top 20 in state, three individual state champs), Girls Golf (individual state champ), Wrestling (4th in state, two individual state champs), Football (region runner-up), Girls Soccer (region champ, Elite 8), Boys Soccer (region champ), Softball (Elite 8), Girls Basketball (region champs, Elite 8) and Boys Cross Country (6th in state).

2017–18 Staff Data

Staff Certification Level



Experience in Education



Student Data (2015–16 to 2017–18)

	School Year		
	15–16	16–17	17–18
Enrollment	3175	3148	3134
+American Indian/Alaskan Native*	0%	0%	0%
+Asian*	13%	13%	13%
+Black/African American*	27%	29%	30%
+Hispanic or Latino, <i>any race</i>	24%	25%	27%
+Multiracial, <i>two or more races</i> *	5%	5%	5%
+Native Hawaiian/Pacific Islander*	0%	0%	0%
+White*	31%	28%	26%
Special Education	11%	12%	13%
ESOL	5%	5%	7%
Free/Reduced Lunch	39%	40%	42%
Average Attendance	96%	96%	96%

*Not Hispanic or Latino

School Safety Perceptions

Based on responses from those with an opinion who responded to the 2017–18 RBES Perception Survey...

- 87.3% of students agreed or strongly agreed that they felt safe at Collins Hill High.
- 95.5% of parents agreed or strongly agreed that their child’s school was safe.

The mission of Gwinnett County Public Schools is to pursue excellence in academic knowledge, skills, and behavior for each student, resulting in measured improvement against local, national, and world-class standards.

Collins Hill High School
 50 Taylor Road, Suwanee, GA 30024
 (770) 682-4100 • www.gwinnett.k12.ga.us/CollinsHillHS
 Kerensa Wing, Principal

Gwinnett County Public Schools
 437 Old Peachtree Rd., NW • Suwanee, GA 30024-2978
www.gwinnett.k12.ga.us

2019 Gwinnett County Board of Education

Carole C. Boyce (District I); Steven B. Knudsen (District II);
 Dr. Mary Kay Murphy (District III); Everton Blair, Jr. (District IV); and
 Louise Radloff (District V)

J. Alvin Wilbanks, CEO/Superintendent