

# Accountability Report

Issued 2018–19

## Arcado Elementary School

Penny Palmer Young, *Principal*

Dr. Terry Watlington, *Assistant Superintendent*



### Local school improvement connected to district's strategic direction

Gwinnett County Public Schools' accountability system for improving schools is called the Results-Based Evaluation System (RBES). RBES fairly and systematically measures a school's progress, providing a process that clearly communicates expectations; reviews, monitors, and supports school performance; and evaluates that performance. This report reflects achievement data and state data reporting from the 2017–18 school year, as well as consolidated information on the school's effectiveness, based on multiple measures and student characteristics. Using the data in this report, school administrators, teachers, and parent advisory groups developed

this year's Local School Plans for Improvement (LSPI) which outline our improvement goals and guide the work we will do throughout the 2018–19 school year to support student learning. These improvement plans are connected to the school district's strategic direction and our core business of teaching and learning. Find our school's LSPI on the website. The Arcado school council and school leaders collaborated on the highlights in this accountability report, which also serves as the school's annual report.

**Please review this report to learn more about our improvement efforts and progress.**

### CONTENTS

About School Improvement and the School Effect

2017–18 Results

2017–18 State Reporting

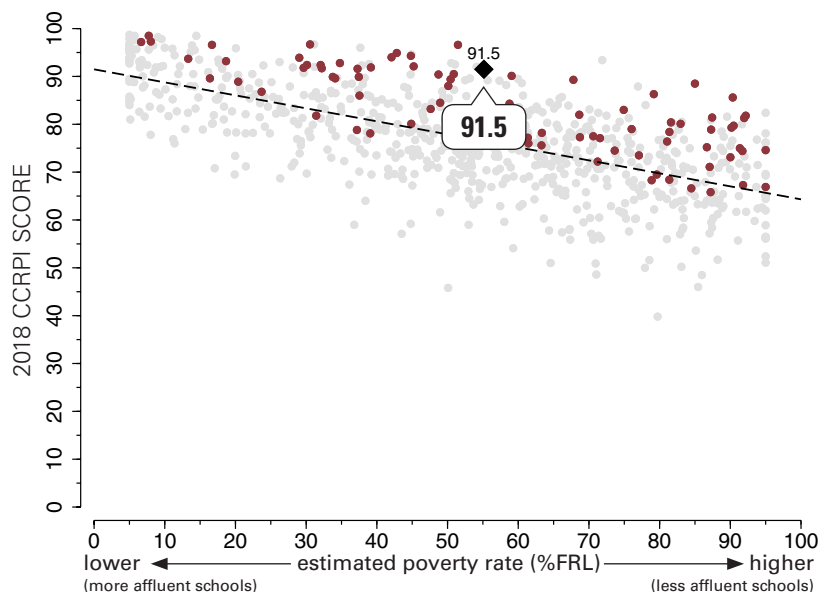
2017–18 Highlights



### The School Effect: Putting Arcado Elementary School's CCRPI score in context

The “school effect”— the impact of what happens in the classroom— acknowledges the work of our faculty and staff in meeting our students where they are academically, and helping them to make progress, no matter where they start. Schools all strive to add value to a child's education from year-to-year, causing students to make academic gains. One way to measure effectiveness in educating *all* students is to review a school's score on Georgia's College and Career Ready Performance Index (CCRPI), adjusting for the level of poverty at the school, to see the school effect on students' academic growth.

This graphic representation plots CCRPI scores for elementary schools in the state (gray dots) against the percentage of the student population receiving free-and-reduced-lunch (FRL Percentage), a measure of poverty. The plotted points form a trend line representing the typical achievement level of a school in Georgia with its level of student poverty. The graph shows how Arcado (represented by a large black diamond) and all GCPS elementary schools (maroon dots) fare when considering expected performance based on poverty measures. Dots above the line are higher-than-expected scores and dots below the line reflect lower-than-expected scores. *Note: Georgia schools that serve breakfast and lunch to all students at no cost are not included in this comparison.*



## 2017–18 Results: Georgia Milestones Assessment System

### Georgia Milestones for Grades 3, 4, and 5

Last spring, Gwinnett students joined students across Georgia in taking state assessments called Georgia Milestones. This comprehensive assessment system measures how well students have learned the knowledge and skills outlined in the state-adopted content standards.

In April and May of 2018, students in grades 3 through 8 took an End of Grade (EOG) assessment in English language arts and mathematics while students in grades 5 and 8 also were assessed in science and social studies.

The higher bar for student proficiency set by Georgia Milestones is aimed at better preparing students for college and career and providing a more realistic picture of academic progress.

To learn more about Georgia Milestones, visit [testing.gadoe.org](http://testing.gadoe.org) and click on Georgia Milestones Assessment System.

### About Milestones Achievement Levels

The Milestones results are reported using four categories of achievement, described below. In previous state tests, achievement was reported in three categories (Does Not Meet, Meets, and Exceeds). Under the new system of reporting, proficiency is the target.

The tables on this page show the percentage of students who achieved at the level of **Proficient Learner** or higher. Students who achieve at the Developing Learner or Beginning Learner need additional academic support to succeed at the next grade level.

**Distinguished Learner:** Student demonstrates advanced proficiency, and is **well prepared for the next grade level** and for college and career readiness.

**Proficient Learner:** Student demonstrates proficiency, and is **prepared for the next grade level** and considered to be on track for college and career readiness.

**Developing Learner:** Student demonstrates partial proficiency, and **needs additional academic support** to ensure success in the next grade level.

**Beginning Learner:** Student does not yet demonstrate proficiency, and **needs substantial academic support** to be prepared for the next grade. (In the future, when these assessments are used to determine promotion, students in this level will not be promoted to the next grade.)

### English Language Arts

| Grade | Arcado | GCPS | State |
|-------|--------|------|-------|
| 3rd   | 46.3   | 47.1 | 37.0  |
| 4th   | 64.9   | 51.0 | 41.4  |
| 5th   | 53.4   | 51.4 | 41.0  |

### Science

| Grade | Arcado | GCPS | State |
|-------|--------|------|-------|
| 5th   | 58.0   | 51.6 | 39.5  |

### Mathematics

| Grade | Arcado | GCPS | State |
|-------|--------|------|-------|
| 3rd   | 59.6   | 56.2 | 45.8  |
| 4th   | 73.7   | 59.2 | 47.0  |
| 5th   | 53.4   | 48.9 | 38.7  |

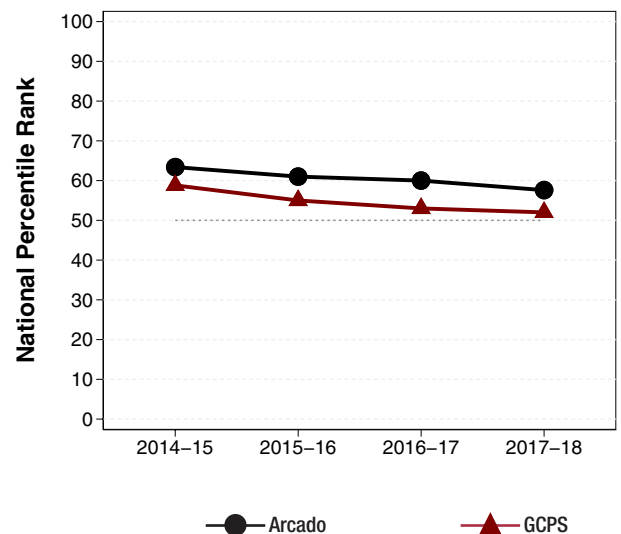
### Social Studies

| Grade | Arcado | GCPS | State |
|-------|--------|------|-------|
| 5th   | 43.1   | 38.7 | 30.0  |

The tables on this page show the percentage of students who achieved at the level of Proficient Learner or higher.

## 2017–18 Results: Norm-referenced Assessments: The Iowa Assessments

The Iowa Assessments measure a student's progress in key academic areas and allow for a comparison of their performance to that of students across the U.S. This nationally norm-referenced test was administered in Gwinnett in grades 2 and 5 in 2017–18. Results from the fall administration help identify students' areas of academic strength as well as areas that need improvement. Teachers and schools use these results during the school year to inform instruction and monitor growth. The Complete Composite results to the right reflect overall performance on tests covering a variety of skill areas, including reading, spelling and other language arts conventions, vocabulary, mathematics, science, and social studies. This graph shows the national percentile rank (NPR) of 5th graders' Complete Composite scores at Arcado Elementary and for GCPS as a whole over the last four years. An NPR of 50 marks typical achievement on the Iowa Assessments, and is represented by the dotted line in the graph to the right. For example, a Complete Composite NPR of 60 indicates that students at a school, on average, scored as well as or better than students at 60% of U.S. schools on the test.



## 2017–18 State Reporting: Georgia’s College and Career Ready Performance Index (CCRPI)

The College and Career Ready Performance Index (CCRPI) is the state’s accountability system. Redesigned in 2017–18, it assesses how well students are prepared for college and careers and ensures that schools are focused on improving achievement among all students. The CCRPI recognizes a school’s levels of student test performance as well as those students’ improvements in performance across years and the school’s progress in closing achievement gaps with traditionally underserved subgroups of students.

Schools earn CCRPI points based on indicators that vary by grade and school level and align with measures of college- and career-readiness. For 2017–18, elementary schools earned up to a set number of points in four main categories, for a total of 100 possible points. Here are the factors considered in awarding points at the elementary school level in each category:

- **Content Mastery points** increase with greater percentages of students performing at high levels on the state’s End of Grade (EOG) assessments.
- **Progress points** are tied to the level of academic progress students make from year to year.
- **Closing Gap points** are earned as schools work to close the gaps between different groups of students, including students learning English, students living in poverty, and students with disabilities.
- **Readiness points** take into account factors that have an impact on students’ readiness for the next grade and school level, including reading ability associated with college- and career-readiness, attendance, and participation in enrichment courses in fine arts or world languages.

|   | Arcado      | GCPS        | State       |
|---|-------------|-------------|-------------|
| <b>CCRPI Total Score (out of 100 possible points)</b> | <b>91.5</b> | <b>84.6</b> | <b>77.8</b> |
| Content Mastery (30% of total)                        | 83.7        | 76.9        | 65.7        |
| Progress (35% of total)                               | 100.0       | 91.6        | 84.4        |
| Closing Gap (15% of total)                            | 93.8        | 83.8        | 85.0        |
| Readiness (20% of total)                              | 86.8        | 84.5        | 79.1        |

*CCRPI Total Score is the sum of points in gray shaded cells. All CCRPI scores are out of 100 possible points. The Total Score is made up of four weighted subscores, each accounting for a percentage of the total score. The calculation for Arcado ES’s Total Score of 91.5 is 30% of 83.7 + 35% of 100.0 + 15% of 93.8 + 20% of 86.8.*

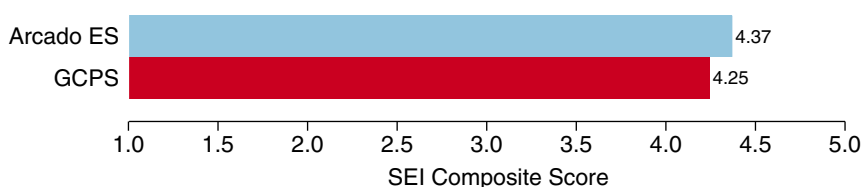
## Star Ratings

Under CCRPI, schools are awarded star ratings in two areas— school climate and financial efficiency— using a five-star scale.

- **The School Climate rating** takes into account discipline and attendance data as well as perceptions of the quality and character of the school and its learning environment. Arcado was awarded a School Climate star rating of ★★★★★.
- **The Financial Efficiency rating** is a measure that compares a school’s spending per student to the overall academic performance of its students. The School Financial Efficiency ratings for 2017–18 were not published at the time 2018 CCRPI results were released in the fall. Once available, parents can find them here: <http://www.gadoe.org/CCRPI/Pages/default.aspx>.

## Student Engagement

The Student Engagement Instrument (SEI) is a survey used to measure how engaged students are at school and with learning. When taking the SEI, students respond to items that cover a variety of topics related to their engagement in their education, including the level of support they receive from teachers, peers, and family, as well as their perceptions of school work and future educational goals. We measure student engagement at GCPS because it is related to important outcomes such as on-time graduation and postsecondary success. The bar graph below shows the average SEI Composite Score— a summary of a student’s responses across all items on the SEI— for Arcado Elementary School compared with an average of results for all GCPS elementary schools. The Composite Score can range from 1.0 to 5.0, with higher scores reflecting stronger student engagement.

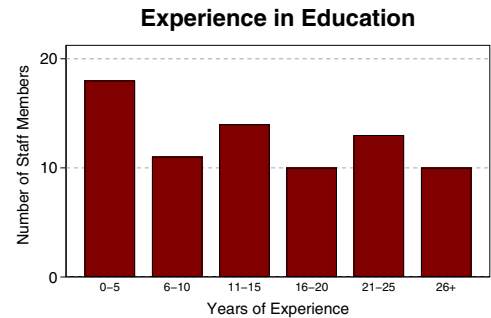



# Arcado Elementary School

## Other 2017–18 Highlights...

- Arcado Elementary was recognized by the Governor's Office of Student Achievement as a Greatest Gains School at the Gold level under Georgia's Single Statewide Accountability System. Arcado was one of 139 Greatest Gains schools in the state and one of only 37 schools to receive the 2017 Gold Award for Greatest Gains. It takes the collaborative efforts of students, parents, teachers, and administration to achieve this level of success.
- Principal Penny Palmer Young was named the 2017–2018 Supervisor/Administrator of the Year by the Georgia School Counselors Association. This award is given annually to a school administrator who demonstrates exemplary support of school counseling services aligning with the American School Counselor Association National Model, promotes school counseling services, fosters an environment for the implementation of new and additional school counseling services, and works to improve existing school counseling services.
- With a continued commitment toward increasing parent engagement, we introduced a new parent education program specifically for our Hispanic community, called **H.E.R.O.E.** Parent meetings were held throughout the school year to teach parents how to support their child's education at home. H.E.R.O.E stands for **H**ispanos **E**sforzándose por **R**esultados, **O**portunidades, y **É**xito, or **H**ispanics **W**orking for **R**esults, **O**pportunities, and **S**uccess.
- An Arcado 4th grader created the #RecessForAll project. The mission of the project is to raise awareness and funding for an inclusive playground that accommodates everyone's play whether they dance, walk, limp, or roll. The project received media attention after a successful school fundraiser in January. STAR 94.1 radio station and 11Alive news both reported on the project. The community has been supportive with their donations and volunteerism.
- The WATCH D.O.G.S program completed its second year at Arcado. WATCH D.O.G.S. (Dads of Great Students) are fathers, grandfathers, step-fathers, uncles, and other father figures who volunteer to serve at least one day a year in a variety of school activities. We had more than 30 fathers spend at least one day at school engaging in teaching and learning.
- Arcado Elementary was recognized as a Reaching Higher Green & Healthy School in the Environmental Achievement Awards sponsored by Gwinnett Clean & Beautiful.

## 2017–18 Staff Data



## Student Data (2015–16 to 2017–18)

|  | School Year |       |       |
|--|-------------|-------|-------|
|  | 15–16       | 16–17 | 17–18 |
| <b>Enrollment</b>                        | 1196        | 1025  | 1005  |
| +American Indian/Alaskan Native*         | 0%          | 0%    | 0%    |
| +Asian*                                  | 30%         | 31%   | 32%   |
| +Black/African American*                 | 23%         | 23%   | 23%   |
| +Hispanic or Latino, <i>any race</i>     | 24%         | 26%   | 26%   |
| +Multiracial, <i>two or more races</i> * | 4%          | 3%    | 3%    |
| +Native Hawaiian/Pacific Islander*       | 0%          | 0%    | 0%    |
| +White*                                  | 19%         | 17%   | 17%   |
| Special Education                        | 9%          | 9%    | 10%   |
| ESOL                                     | 31%         | 34%   | 39%   |
| Free/Reduced Lunch                       | 50%         | 54%   | 55%   |
| Average Attendance                       | 97%         | 97%   | 97%   |

\*Not Hispanic or Latino

## School Safety Perceptions

Based on responses from those with an opinion who responded to the 2017–18 RBES Perception Survey...

- 95.7% of students agreed or strongly agreed that they felt safe at Arcado Elementary.
- 97.0% of parents agreed or strongly agreed that their child's school was safe.

*The mission of Gwinnett County Public Schools is to pursue excellence in academic knowledge, skills, and behavior for each student, resulting in measured improvement against local, national, and world-class standards.*

**Arcado Elementary School**  
5150 Arcado Road • Lilburn, GA 30047  
(770) 925-2100 • [www.arcado.org](http://www.arcado.org)  
Penny Palmer Young, *Principal*

**Gwinnett County Public Schools**  
437 Old Peachtree Rd., NW • Suwanee, GA 30024-2978  
[www.gwinnett.k12.ga.us](http://www.gwinnett.k12.ga.us)

**2019 Gwinnett County Board of Education**  
Carole C. Boyce (District I); Steven B. Knudsen (District II);  
Dr. Mary Kay Murphy (District III); Everton Blair, Jr. (District IV); and  
Louise Radloff (District V)  
J. Alvin Wilbanks, CEO/Superintendent