

Accountability Report

Issued 2019–20

Dacula Elementary School

Holly Warren, *Principal*

Dr. Pam Williams, *Assistant Superintendent*



Local school improvement connected to district's strategic direction

Gwinnett County Public Schools' accountability system for improving schools is called the Results-Based Evaluation System (RBES). RBES fairly and systematically measures a school's progress, providing a process that clearly communicates expectations; reviews, monitors, and supports school performance; and evaluates that performance. This report reflects achievement data and state data reporting from the 2018–19 school year, as well as consolidated information on the school's effectiveness, based on multiple measures and student characteristics. Using the data in this report, school administrators, teachers, and parent advisory groups developed this year's

Local School Plans for Improvement (LSPI) which outline our improvement goals and guide the work we will do throughout the 2018–19 school year to support student learning. These improvement plans are connected to the school district's strategic direction and our core business of teaching and learning. Find our school's LSPI on the website. The Dacula school council and school leaders collaborated on the highlights in this accountability report, which also serves as the school's annual report.

Please review this report to learn more about our improvement efforts and progress.

CONTENTS

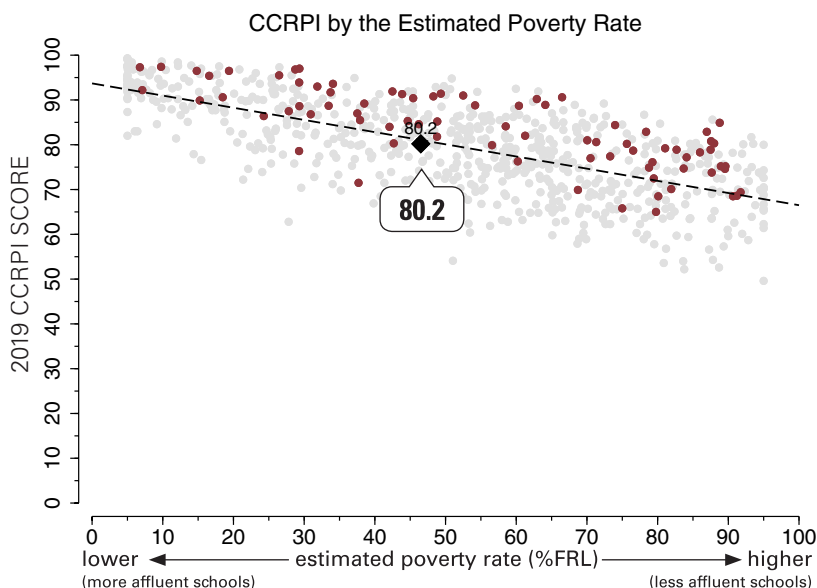
- About School Improvement and the School Effect
- 2018–19 Results
- 2018–19 State Reporting
- 2018–19 Highlights



The School Effect: Putting Dacula Elementary School's CCRPI score in context

The "school effect"—the impact of what happens in the classroom—acknowledges the work of our faculty and staff in meeting our students where they are academically, and helping them to make progress, no matter where they start. Schools all strive to add value to a child's education from year-to-year, causing students to make academic gains. One way to measure effectiveness in educating *all* students is to review a school's score on Georgia's College and Career Ready Performance Index (CCRPI), adjusting for the level of poverty at the school, to see the school effect on students' academic growth.

This graphic representation plots CCRPI scores for elementary schools in the state (gray dots) against the percentage of the student population receiving free-and-reduced-lunch (FRL Percentage), a measure of poverty. The plotted points form a trend line representing the typical achievement level of a school in Georgia with its level of student poverty. The graph shows how Dacula (represented by a large black diamond) and all GCPS elementary schools (maroon dots) fare when considering expected performance based on poverty measures. Dots above the line are higher-than-expected scores and dots below the line reflect lower-than-expected scores. *Note: Georgia schools that serve breakfast and lunch to all students at no cost are not included in this comparison.*



2018–19 Results: Georgia Milestones Assessment System

Georgia Milestones for Grades 3, 4, and 5

Last spring, Gwinnett students joined students across Georgia in taking state assessments called Georgia Milestones. This comprehensive assessment system measures how well students have learned the knowledge and skills outlined in the state-adopted content standards.

In April and May of 2019, students in grades 3 through 8 took an End of Grade (EOG) assessment in English language arts and mathematics while students in grades 5 and 8 also were assessed in science and social studies.

The higher bar for student proficiency set by Georgia Milestones is aimed at better preparing students for college and career and providing a more realistic picture of academic progress.

To learn more about Georgia Milestones, visit testing.gadoe.org and click on Georgia Milestones Assessment System.

The tables on this page show the percentage of students who achieved at the level of Proficient Learner or higher.

About Milestones Achievement Levels

The Milestones results are reported using four categories of achievement, described below. In previous state tests, achievement was reported in three categories (Does Not Meet, Meets, and Exceeds). Under the new system of reporting, proficiency is the target.

The tables on this page show the percentage of students who achieved at the level of **Proficient Learner** or higher. Students who achieve at the Developing Learner or Beginning Learner need additional academic support to succeed at the next grade level.

Distinguished Learner: Student demonstrates advanced proficiency, and is **well prepared for the next grade level** and for college and career readiness.

Proficient Learner: Student demonstrates proficiency, and is **prepared for the next grade level** and considered to be on track for college and career readiness.

Developing Learner: Student demonstrates partial proficiency, and **needs additional academic support** to ensure success in the next grade level.

Beginning Learner: Student does not yet demonstrate proficiency, and **needs substantial academic support** to be prepared for the next grade. (In the future, when these assessments are used to determine promotion, students in this level will not be promoted to the next grade.)

English Language Arts

Grade	Dacula	GCPS	Georgia
3rd	57.1	49.8	41.7
4th	45.2	51.4	42.4
5th	55.2	53.5	44.9

Mathematics

Grade	Dacula	GCPS	Georgia
3rd	63.4	60.2	51.7
4th	61.0	60.5	49.2
5th	49.3	52.5	40.7

Science

Grade	Dacula	GCPS	Georgia
5th	53.2	56.1	42.7

Social Studies

Grade	Dacula	GCPS	Georgia
5th	40.2	45.6	30.6

2018–19 Results: Norm-referenced Assessments: The Iowa Assessments

The Iowa Assessments measure a student's progress in key academic areas and allow for a comparison of their performance to that of students across the U.S. This nationally norm-referenced test was administered in Gwinnett in grades 2 and 5 in 2018–19. Results from the fall administration help identify students' areas of academic strength as well as areas that need improvement. Teachers and schools use these results during the school year to inform instruction and monitor growth.

Complete Composite results reflect overall performance on tests covering a variety of skill areas, including reading, spelling and other language arts conventions, vocabulary, mathematics, science, and social studies. Scores are expressed as a national percentile rank (NPR), with an NPR of 50 marking typical achievement on the Iowa Assessments. For example, a Complete Composite NPR of 60 indicates that students at a school, on average, scored as well as or better than students at 60% of U.S. schools on the test. Dacula's 2019 NPR for 5th graders taking the Iowa Assessments is 55, compared to the overall GCPS NPR of 52.

2018–19 State Reporting: Georgia’s College and Career Ready Performance Index (CCRPI)

The College and Career Ready Performance Index (CCRPI) is the state’s accountability system. Redesigned in 2018–19, it assesses how well students are prepared for college and careers and ensures that schools are focused on improving achievement among all students. The CCRPI recognizes a school’s levels of student test performance as well as those students’ improvements in performance across years and the school’s progress in closing achievement gaps with traditionally underserved subgroups of students.

Schools earn CCRPI points based on indicators that vary by grade and school level and align with measures of college- and career-readiness. For 2018–19, elementary schools earned up to a set number of points in four main categories, for a total of 100 possible points. Here are the factors considered in awarding points at the elementary school level in each category:

- **Content Mastery points** increase with greater percentages of students performing at high levels on the state’s End of Grade (EOG) assessments.
- **Progress points** are tied to the level of academic progress students make from year to year.
- **Closing Gap points** are earned as schools work to close the gaps between different groups of students, including students learning English, students living in poverty, and students with disabilities.
- **Readiness points** take into account factors that have an impact on students’ readiness for the next grade and school level, including reading ability associated with college- and career-readiness, attendance, and participation in enrichment courses in fine arts or world languages.

	Dacula	GCPS	Georgia
CCRPI Total Score	80.2	86.6	77.1
Content Mastery (30%)	79.3	80.6	67.6
Progress (35%)	81.7	88.5	84.4
Closing Gaps (15%)	70.3	96.3	73.8
Readiness (20%)	86.1	84.8	81.0

All CCRPI scores are out of 100 possible points. The Total Score is made up of four weighted subscores, each accounting for a percentage of the total score. The calculation for Dacula ES's Total Score of 80.2 is 30% of 79.3 + 35% of 81.7 + 15% of 70.3 + 20% of 86.1.

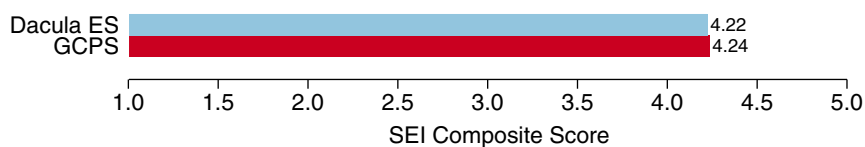
Star Ratings

Under CCRPI, schools are awarded star ratings in two areas— school climate and financial efficiency— using a five-star scale.

- **The School Climate rating** takes into account discipline and attendance data as well as perceptions of the quality and character of the school and its learning environment. Dacula was awarded a School Climate star rating of ★ ★ ★ ★.
- **The Financial Efficiency rating** is a measure that compares a school’s spending per student to the overall academic performance of its students. The School Financial Efficiency ratings for 2018–19 were not published at the time 2018 CCRPI results were released in the fall. Once available, parents can find them here: <http://www.gadoe.org/CCRPI/Pages/default.aspx>.

Student Engagement

The Student Engagement Instrument (SEI) is a survey used to measure how engaged students are at school and with learning. When taking the SEI, students respond to items that cover a variety of topics related to their engagement in their education, including the level of support they receive from teachers, peers, and family, as well as their perceptions of school work and future educational goals. We measure student engagement at GCPS because it is related to important outcomes such as on-time graduation and postsecondary success. The bar graph below shows the average SEI Composite Score— a summary of a student’s responses across all items on the SEI— for Dacula Elementary School compared with an average of results for all GCPS elementary schools. The Composite Score can range from 1.0 to 5.0, with higher scores reflecting stronger student engagement. This chart shows that the average Student Engagement Instrument Composite Score for Dacula ES in 2018–19 was 4.22, which was lower than the GCPS average of 4.24.



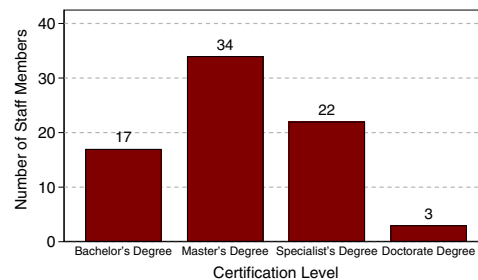
Dacula Elementary School

Other 2018–19 Highlights...

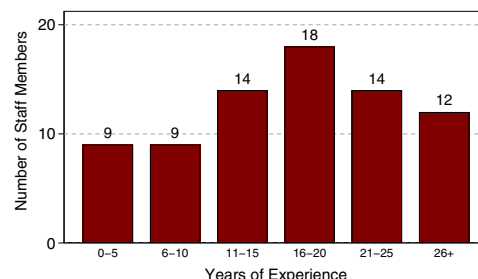
- The Dacula Elementary Relay For Life Team raised more than \$14,445.00 during the 2018–19 school year.
- Four Dacula students performed in the Gwinnett County Elementary Honor Chorus. At the school level, about 110 students in grades 4 and 5 participated in our DES Chorus.
- Dacula Elementary continues to have a strong PTA that supports the work of the school through purchasing additional resources, providing parent volunteers, and organizing school events such as Fall Festival, Holiday Lunch, and Bingo Nights for the school community.
- Laura Larson served as our local Teacher of the Year for the 2018–19 school year.
- Our school's head custodian and the custodial staff were recognized for exemplary performance for the 2018–19 school year in county-level awards.
- Dacula Elementary provided many extracurricular enrichment opportunities students, including Chess Club, Witzzle Pro Math, Chorus, Falcon Friends Service Organization, Readers Rally, Running Club, Student Leadership Team, Morning News, Basketball Club, and Art Club.
- Students participated in charitable giving and community service for Relay For Life, United Way, and Holiday Help.
- Dacula Elementary students participated in the Robotics Club, the school's LEGO League competition team. Our 4th and 5th grade students competed in the Georgia FIRST LEGO League Tournament, earning the Core Values award.
- Through participation in the Continental Mathematics League, Dacula Elementary students in grades 3, 4, and 5 were nationally recognized for their accomplishments.
- Dacula Elementary earned a silver medal and a place on the 2019 Governor's SHAPE Honor Roll. The award recognizes school level efforts in the areas of physical activity, nutrition, and wellness.

2018–19 Staff Data

Staff Certification Level



Experience in Education



Student Data (2016–17 to 2018–19)

	School Year		
	16–17	17–18	18–19
Enrollment	1206	1168	1124
+American Indian/Alaskan Native*	0%	0%	0%
+Asian*	5%	5%	5%
+Black/African American*	29%	26%	27%
+Hispanic or Latino, <i>any race</i>	19%	23%	21%
+Multiracial, <i>two or more races</i> *	4%	5%	6%
+Native Hawaiian/Pacific Islander*	0%	0%	0%
+White*	43%	41%	41%
Special Education	13%	13%	14%
ESOL	13%	18%	15%
Free/Reduced Lunch	45%	45%	46%
Average Attendance	96%	96%	96%

*Not Hispanic or Latino

School Safety Perceptions

Based on responses from those with an opinion who responded to the 2018–19 RBES Perception Survey...

- 85.0% of students agreed or strongly agreed that they felt safe at Dacula Elementary.
- 97.9% of parents agreed or strongly agreed that their child's school was safe.

The mission of Gwinnett County Public Schools is to pursue excellence in academic knowledge, skills, and behavior for each student, resulting in measured improvement against local, national, and world-class standards.

Dacula Elementary School

2500 Fence Road • Dacula, GA 30019
(770) 963-7174 • <https://www.daculaaes.org/home>
Holly Warren, Principal

Gwinnett County Public Schools

437 Old Peachtree Rd., NW • Suwanee, GA 30024-2978
www.gwinnett.k12.ga.us

2019 Gwinnett County Board of Education

Dr. Mary Kay Murphy (District III), 2019 Chairman;
Louise Radloff (District V), 2019 Vice Chairman; Carole C. Boyce (District I);
Steven B. Knudsen (District II); and Everton Blair, Jr. (District IV)
J. Alvin Wilbanks, CEO/Superintendent