

Accountability Report

Issued 2019–20

Northbrook Middle School

Dr. Keith Thompson, *Principal*

Dr. Al Taylor, *Assistant Superintendent*



Local school improvement connected to district's strategic direction

Gwinnett County Public Schools' accountability system for improving schools is called the Results-Based Evaluation System (RBES). RBES fairly and systematically measures a school's progress, providing a process that clearly communicates expectations; reviews, monitors, and supports school performance; and evaluates that performance. This report reflects achievement data and state data reporting from the 2018–19 school year, as well as consolidated information on the school's effectiveness, based on multiple measures and student characteristics. Using the data in this report, school administrators, teachers, and parent advisory groups developed this year's

Local School Plans for Improvement (LSPI) which outline our improvement goals and guide the work we will do throughout the 2018–19 school year to support student learning. These improvement plans are connected to the school district's strategic direction and our core business of teaching and learning. Find our school's LSPI on the website. The Northbrook school council and school leaders collaborated on the highlights in this accountability report, which also serves as the school's annual report.

Please review this report to learn more about our improvement efforts and progress.

CONTENTS

About School Improvement and the School Effect

2018–19 Results

2018–19 State Reporting

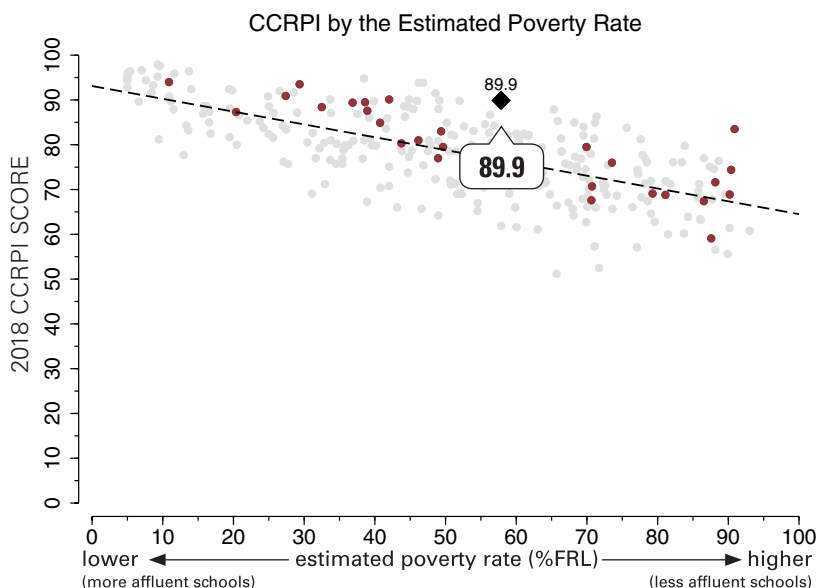
2018–19 Highlights



The School Effect: Putting Northbrook Middle School's CCRPI score in context

The “school effect”— the impact of what happens in the classroom— acknowledges the work of our faculty and staff in meeting our students where they are academically, and helping them to make progress, no matter where they start. Schools all strive to add value to a child's education from year-to-year, causing students to make academic gains. One way to measure effectiveness in educating *all* students is to review a school's score on Georgia's College and Career Ready Performance Index (CCRPI), adjusting for the level of poverty at the school, to see the school effect on students' academic growth.

This graphic representation plots CCRPI scores for middle schools in the state (gray dots) against the percentage of the student population receiving free-and-reduced-lunch (FRL Percentage), a measure of poverty. The plotted points form a trend line representing the typical achievement level of a school in Georgia with its level of student poverty. The graph shows how Northbrook (represented by a large black diamond) and all GCPS middle schools (maroon dots) fare when considering expected performance based on poverty measures. Dots above the line are higher-than-expected scores and dots below the line reflect lower-than-expected scores. *Note: Georgia schools that serve breakfast and lunch to all students at no cost are not included in this comparison.*



2018–19 Results: Georgia Milestones Assessment System

Georgia Milestones for Grades 6, 7, and 8

Last spring, Gwinnett students joined students across Georgia in taking state assessments called Georgia Milestones. This comprehensive assessment system measures how well students have learned the knowledge and skills outlined in the state-adopted content standards.

In April and May of 2019, students in grades 3 through 8 took an End of Grade (EOG) assessment in English language arts and mathematics while students in grades 5 and 8 also were assessed in science and social studies.

The higher bar for student proficiency set by Georgia Milestones is aimed at better preparing students for college and career and providing a more realistic picture of academic progress.

To learn more about Georgia Milestones, visit testing.gadoe.org and click on Georgia Milestones Assessment System.

The tables on this page show the percentage of students who achieved at the level of Proficient Learner or higher.

About Milestones Achievement Levels
The Milestones results are reported using four categories of achievement, described below. In previous state tests, achievement was reported in three categories (Does Not Meet, Meets, and Exceeds). Under the new system of reporting, proficiency is the target. The tables on this page show the percentage of students who achieved at the level of Proficient Learner or higher. Students who achieve at the Developing Learner or Beginning Learner need additional academic support to succeed at the next grade level.
Distinguished Learner: Student demonstrates advanced proficiency, and is well prepared for the next grade level and for college and career readiness.
Proficient Learner: Student demonstrates proficiency, and is prepared for the next grade level and considered to be on track for college and career readiness.
Developing Learner: Student demonstrates partial proficiency, and needs additional academic support to ensure success in the next grade level.
Beginning Learner: Student does not yet demonstrate proficiency, and needs substantial academic support to be prepared for the next grade. (In the future, when these assessments are used to determine promotion, students in this level will not be promoted to the next grade.)

English Language Arts

Grade	Northbrook	GCPS	Georgia
6th	57.9	54.0	45.9
7th	52.5	48.4	38.8
8th	68.8	58.3	47.1

Mathematics

Grade	Northbrook	GCPS	Georgia
6th	57.3	52.5	39.5
7th	66.3	55.6	42.8
8th	71.6	50.5	43.6

Science

Grade	Northbrook	GCPS	Georgia
8th	55.8	52.0	41.1

Social Studies

Grade	Northbrook	GCPS	Georgia
8th	64.2	54.8	40.5

The tables on this page show the percentage of students who achieved at the level of Proficient Learner or higher. At Radloff Middle, Milestones results for 8th Grade Math and Science are based on a combination of EOG and High School End-of-Course (EOC) results.

2018–19 Results: Norm-referenced Assessments: PSAT 8/9

Gwinnett's 8th graders have an early opportunity to set their course for college and careers with the PSAT 8/9, a test that helps determine what students need to work on most so that they are ready for college when they graduate from high school.

The PSAT 8/9 is part of the College Board family of assessments that includes the SAT college-admission assessment and the PSAT/NMSQT, a preview of the SAT. The PSAT 8/9 tests the same skills and knowledge as the SAT and PSAT/NMSQT, but in a way that makes sense for 8th graders. The test focuses on the skills and knowledge at the heart of education— what students have been learning in school and what they'll need to succeed in college— in the areas of mathematics and evidence-based reading and writing.

The PSAT 8/9 establishes a baseline measurement of college and career readiness as students enter high school. It also gives students a chance to preview the SAT and the PSAT/NMSQT. (Gwinnett 10th graders take the PSAT/NMSQT.)

	Math	Reading/Writing
Northbrook	435	422
GCPS	423	413
State	408	410
National	402	405

2018–19 State Reporting: Georgia’s College and Career Ready Performance Index (CCRPI)

The College and Career Ready Performance Index (CCRPI) is the state’s accountability system. Redesigned in 2018–19, it assesses how well students are prepared for college and careers and ensures that schools are focused on improving achievement among all students. The CCRPI recognizes a school’s levels of student test performance as well as those students’ improvements in performance across years and the school’s progress in closing achievement gaps with traditionally underserved subgroups of students.

Schools earn CCRPI points based on indicators that vary by grade and school level and align with measures of college- and career-readiness. For 2018–19, middle schools earned up to a set number of points in four main categories, for a total of 100 possible points. Here are the factors considered in awarding points at the middle school level in each category:

- **Content Mastery points** increase with greater percentages of students performing at high levels on the state’s End of Grade (EOG) assessments.
- **Progress points** are tied to the level of academic progress students make from year to year.
- **Closing Gap points** are earned as schools work to close the gaps between different groups of students, including students learning English, students living in poverty, and students with disabilities.
- **Readiness points** take into account factors that have an impact on students’ readiness for the next grade and school level, including reading ability associated with college- and career-readiness, attendance, and participation in enrichment courses in fine arts or world languages.

	Northbrook	GCPS	Georgia
CCRPI Total Score	89.9	78.5	72.1
Content Mastery (30%)	86.5	79.1	66.3
Progress (35%)	91.3	82.2	80.3
Closing Gaps (15%)	92.7	56.3	50.0
Readiness (20%)	90.6	87.7	82.9

All CCRPI scores are out of 100 possible points. The Total Score is made up of four weighted subscores, each accounting for a percentage of the total score. The calculation for Northbrook MS's Total Score of 89.9 is 30% of 86.5 + 35% of 91.3 + 15% of 92.7 + 20% of 90.6.

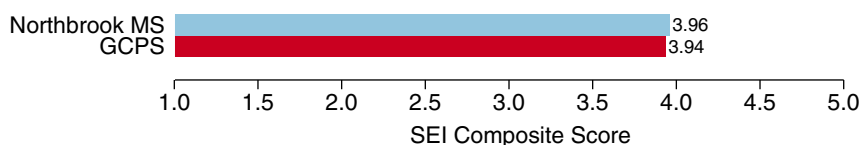
Star Ratings

Under CCRPI, schools are awarded star ratings in two areas— school climate and financial efficiency— using a five-star scale.

- **The School Climate rating** takes into account discipline and attendance data as well as perceptions of the quality and character of the school and its learning environment. Northbrook was awarded a School Climate star rating of ★★☆☆.
- **The Financial Efficiency rating** is a measure that compares a school’s spending per student to the overall academic performance of its students. The School Financial Efficiency ratings for 2018–19 were not published at the time 2018 CCRPI results were released in the fall. Once available, parents can find them here: <http://www.gadoe.org/CCRPI/Pages/default.aspx>.

Student Engagement

The Student Engagement Instrument (SEI) is a survey used to measure how engaged students are at school and with learning. When taking the SEI, students respond to items that cover a variety of topics related to their engagement in their education, including the level of support they receive from teachers, peers, and family, as well as their perceptions of school work and future educational goals. We measure student engagement at GCPS because it is related to important outcomes such as on-time graduation and postsecondary success. The bar graph below shows the average SEI Composite Score— a summary of a student’s responses across all items on the SEI— for Northbrook Middle School compared with an average of results for all GCPS middle schools. The Composite Score can range from 1.0 to 5.0, with higher scores reflecting stronger student engagement. This chart shows that the average Student Engagement Instrument Composite Score for Northbrook MS in 2018–19 was 3.96, which was higher than the GCPS average of 3.94.



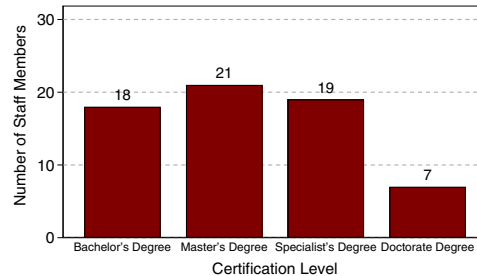
Northbrook Middle School

Other 2018–19 Highlights...

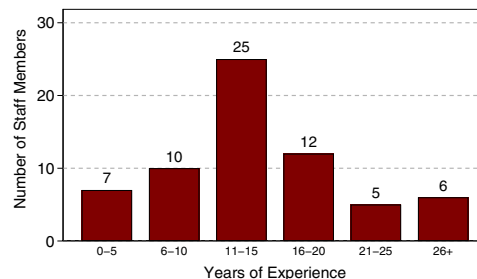
- Northbrook Middle School (NMS) was recognized by the Governor’s Office of Student Achievement as a 2018 Greatest Gains School at the Platinum level under Georgia’s Single Statewide Accountability System. Greatest Gains schools exhibit high growth by earning a three-year average CCRPI Progress Score in at least the 99th percentile, and remain in the same CCRPI range during the three years.
- All 6th and 7th grade students have opportunities to learn in accelerated science to raise the level of expectation and rigor for students as they enter grade 8.
- As part of the InSPIRE STEM program, NMS students in grades 6 and 7 engaged in the Project-Based Learning (PBL) model across each curriculum area. NMS students in grade 8 worked to earn both middle and high school credit in Physical Science and Engineering.
- NMS Teacher Arpan Bosmia received a Bright Ideas grant from Jackson EMC for his “Analyzing the Aerodynamics of CO2 Dragsters” project. This grant was used to enhance the educational environment for his connections class in Engineering.
- NMS band students in both 7th and 8th grade participated in the Large Group Performance Evaluation (LGPE), earning Superior and Excellent ratings. LGPE is sponsored by the Georgia Music Educators Association (GMEA).
- An 8th grade student was selected for GMEA All-State Band, an elite group of middle school musicians who are among the best in the state of Georgia.
- Nineteen NMS chorus members performed with the GMEA District 13 Honor Chorus in Athens.
- NMS orchestra students in both 7th and 8th grade earned Superior ratings at LGPE.
- NMS orchestra students participated in a total of 21 performances, including a community concert for residents at Discovery Village.
- The NMS band hosted the GMEA Solo & Ensemble Competition in April, serving more than 300 band students from Gwinnett County.
- NMS offers two mentoring programs. “Boys On The Rise” serves 24 boys and “Girls On Fire” serves 24 girls.
- An NMS art student won 2nd place in the 2018–19 School Bus Safety Poster Contest at the national level.
- NMS Winter Guard team members earned 1st place in their very first competition as they competed in the high school level.

2018–19 Staff Data

Staff Certification Level



Experience in Education



Student Data (2016–17 to 2018–19)

	School Year		
	16–17	17–18	18–19
Enrollment	1056	1050	999
+American Indian/Alaskan Native*	0%	0%	0%
+Asian*	16%	16%	17%
+Black/African American*	28%	30%	29%
+Hispanic or Latino, <i>any race</i>	34%	34%	36%
+Multiracial, <i>two or more races</i> *	3%	3%	4%
+Native Hawaiian/Pacific Islander*	0%	0%	0%
+White*	18%	16%	14%
Special Education	12%	12%	12%
ESOL	5%	20%	24%
Free/Reduced Lunch	58%	57%	58%
Average Attendance	97%	97%	98%

*Not Hispanic or Latino

School Safety Perceptions

Based on responses from those with an opinion who responded to the 2018–19 RBES Perception Survey...

- 87.6% of students agreed or strongly agreed that they felt safe at Northbrook Middle.
- 97.6% of parents agreed or strongly agreed that their child’s school was safe.

The mission of Gwinnett County Public Schools is to pursue excellence in academic knowledge, skills, and behavior for each student, resulting in measured improvement against local, national, and world-class standards.

Northbrook Middle School

1221 Northbrook Pkwy. • Suwanee, GA 30024
(678) 407-7140 • <https://www.gcpsk12.org/NorthbrookMS>
Dr. Keith Thompson, Principal

Gwinnett County Public Schools

437 Old Peachtree Rd., NW • Suwanee, GA 30024-2978
www.gwinnett.k12.ga.us

2019 Gwinnett County Board of Education

Dr. Mary Kay Murphy (District III), 2019 Chairman;
Louise Radloff (District V), 2019 Vice Chairman; Carole C. Boyce (District I);
Steven B. Knudsen (District II); and Everton Blair, Jr. (District IV)
J. Alvin Wilbanks, CEO/Superintendent